


**Summary Institution-Level Pass Rate Data: *Traditional Teacher Preparation Program Within IHE***


		<b>HEOA - Title II 2024 - 2025 Academic Year</b>				
<b>Institution Name</b>		Belmont University				
<b>Institution Code</b>		1058				
<b>State</b>		Tennessee				
						<i>April 3, 2026</i>
				<b>Statewide</b>		
<b>Group</b>	<b>Number Taking Assessment<sup>1</sup></b>	<b>Number Passing Assessment<sup>2</sup></b>	<b>Institutional Pass Rate</b>	<b>Number Taking Assessment<sup>1</sup></b>	<b>Number Passing Assessment<sup>2</sup></b>	<b>Statewide Pass Rate</b>
All program completers, 2024-25	38	37	97%	1491	1397	94%
All program completers, 2023-24	48	43	90%	1569	1486	95%
All program completers, 2022-23	33	30	91%	1812	1689	93%

Note: In cases where there are less than ten students taking the assessment or license/certificate, the number passing and pass rate are not reported.


<sup>1</sup> Number of completers taking one or more assessments within their area of specialization.

<sup>2</sup> Summary level "Number Taking Assessment" may differ from assessment level "Number Taking Assessment" because each student is counted once at the summary level but may be counted in multiple assessments at the assessment level.


**Single Assessment Institution-Level Pass Rate Data: Traditional Teacher Preparation Program Within IHE**

		<p align="center"><b>HEOA - Title II 2024 - 2025 Academic Year</b></p>							
Institution Name		Belmont University							
Institution Code		1058							
State		Tennessee							
							Statewide		
Assessment Information <sup>1</sup>	Group	Number Taking Assessment	Number Passing Assessment	Institutional Pass Rate	Institutional Average Scaled Score	Assessment Cut Score <sup>2</sup>	Number Taking Assessment	Number Passing Assessment	Statewide Pass Rate
<b>AGRICULTURE (5701)</b>  Test Company: ETS Score Range: 100-200	All enrolled students who have completed all nonclinical courses, 2024-25								
	Other enrolled students, 2024-25						13	13	100%
	All program completers, 2024-25						19	18	95%
	All program completers, 2023-24						19	19	100%
	All program completers, 2022-23						17	17	100%
<b>ART CONTENT AND ANALYSIS (5135)</b>  Test Company: ETS Score Range: 100-200	All enrolled students who have completed all nonclinical courses, 2024-25						6		
	Other enrolled students, 2024-25						29	18	62%
	All program completers, 2024-25	3				161	29	28	97%
	All program completers, 2023-24	1				161	28	28	100%
	All program completers, 2022-23						41	40	98%
<b>BIOLOGY CONTENT KNOWLEDGE (0235)</b>  Test Company: ETS Score Range: 100-200	All enrolled students who have completed all nonclinical courses, 2024-25								
	Other enrolled students, 2024-25						2		
	All program completers, 2024-25						3		
	All program completers, 2023-24						10	10	100%
	All program completers, 2022-23						54	53	98%
<b>BIOLOGY (5236)</b>  Test Company: ETS Score Range: 100-200	All enrolled students who have completed all nonclinical courses, 2024-25						6		
	Other enrolled students, 2024-25						12	5	42%
	All program completers, 2024-25						14	14	100%
	All program completers, 2023-24						6		
	All program completers, 2022-23								


**Single Assessment Institution-Level Pass Rate Data: Traditional Teacher Preparation Program Within IHE**

		<p align="center"><b>HEOA - Title II 2024 - 2025 Academic Year</b></p>							
Institution Name		Belmont University							
Institution Code		1058							
State		Tennessee							
							Statewide		
Assessment Information <sup>1</sup>	Group	Number Taking Assessment	Number Passing Assessment	Institutional Pass Rate	Institutional Average Scaled Score	Assessment Cut Score <sup>2</sup>	Number Taking Assessment	Number Passing Assessment	Statewide Pass Rate
<b>BUSINESS ED CONTENT KNOWLEDGE (5101)</b>  Test Company: ETS Score Range: 100-200	All enrolled students who have completed all nonclinical courses, 2024-25								
	Other enrolled students, 2024-25						2		
	All program completers, 2024-25						5		
	All program completers, 2023-24						4		
	All program completers, 2022-23						4		
<b>CHEMISTRY CONTENT KNOWLEDGE (0245)</b>  Test Company: ETS Score Range: 100-200	All enrolled students who have completed all nonclinical courses, 2024-25								
	Other enrolled students, 2024-25								
	All program completers, 2024-25						1		
	All program completers, 2023-24						5		
	All program completers, 2022-23						10	10	100%
<b>CHEMISTRY (5246)</b>  Test Company: ETS Score Range: 100-200	All enrolled students who have completed all nonclinical courses, 2024-25								
	Other enrolled students, 2024-25						4		
	All program completers, 2024-25						1		
	All program completers, 2023-24						3		
	All program completers, 2022-23								
<b>COMPUTER SCIENCE (5652)</b>  Test Company: ETS Score Range: 100-200	All enrolled students who have completed all nonclinical courses, 2024-25								
	Other enrolled students, 2024-25						2		
	All program completers, 2024-25								
	All program completers, 2023-24						3		
	All program completers, 2022-23								


**Single Assessment Institution-Level Pass Rate Data: Traditional Teacher Preparation Program Within IHE**

		<b>HEOA - Title II 2024 - 2025 Academic Year</b>							
Institution Name		Belmont University							
Institution Code		1058							
State		Tennessee							
Assessment Information <sup>1</sup>							Statewide		
Group		Number Taking Assessment	Number Passing Assessment	Institutional Pass Rate	Institutional Average Scaled Score	Assessment Cut Score <sup>2</sup>	Number Taking Assessment	Number Passing Assessment	Statewide Pass Rate
<b>EARLY CHILDHOOD EDUCATION (5025)</b>  Test Company: ETS Score Range: 100-200	All enrolled students who have completed all nonclinical courses, 2024-25						16	13	81%
	Other enrolled students, 2024-25	1				156	73	66	90%
	All program completers, 2024-25	1				156	126	125	99%
	All program completers, 2023-24	2				156	139	137	99%
	All program completers, 2022-23	1				156	170	168	99%
<b>EARTH AND SPACE SCIENCES - CK (5571)</b>  Test Company: ETS Score Range: 100-200	All enrolled students who have completed all nonclinical courses, 2024-25								
	Other enrolled students, 2024-25								
	All program completers, 2024-25								
	All program completers, 2023-24						1		
	All program completers, 2022-23						1		
<b>EARTH AND SPACE SCIENCES (5572)</b>  Test Company: ETS Score Range: 100-200	All enrolled students who have completed all nonclinical courses, 2024-25								
	Other enrolled students, 2024-25						1		
	All program completers, 2024-25								
	All program completers, 2023-24								
	All program completers, 2022-23								
<b>ECONOMICS (5911)</b>  Test Company: ETS Score Range: 100-200	All enrolled students who have completed all nonclinical courses, 2024-25								
	Other enrolled students, 2024-25						1		
	All program completers, 2024-25						1		
	All program completers, 2023-24						3		
	All program completers, 2022-23						1		


**Single Assessment Institution-Level Pass Rate Data: Traditional Teacher Preparation Program Within IHE**

		<b>HEOA - Title II 2024 - 2025 Academic Year</b>							
Institution Name		Belmont University							
Institution Code		1058							
State		Tennessee							
Assessment Information <sup>1</sup>	Group	Number Taking Assessment	Number Passing Assessment	Institutional Pass Rate	Institutional Average Scaled Score	Assessment Cut Score <sup>2</sup>	Statewide		
							Number Taking Assessment	Number Passing Assessment	Statewide Pass Rate
<b>ED OF DEAF AND HARD OF HEARING (5272)</b>  Test Company: ETS Score Range: 100-200	All enrolled students who have completed all nonclinical courses, 2024-25								
	Other enrolled students, 2024-25						3		
	All program completers, 2024-25						1		
	All program completers, 2023-24						3		
	All program completers, 2022-23						1		
<b>EDUCATION OF YOUNG CHILDREN (5024)</b>  Test Company: ETS Score Range: 100-200	All enrolled students who have completed all nonclinical courses, 2024-25						5		
	Other enrolled students, 2024-25						14	10	71%
	All program completers, 2024-25	1				160	95	92	97%
	All program completers, 2023-24	1				160	109	107	98%
	All program completers, 2022-23						156	149	96%
<b>ELEM ED MULTI SUBJ MATHEMATICS (5003)</b>  Test Company: ETS Score Range: 100-200	All enrolled students who have completed all nonclinical courses, 2024-25						119	106	89%
	Other enrolled students, 2024-25	14	13	93%	183	157	563	471	84%
	All program completers, 2024-25	17	17	100%	180	157	604	593	98%
	All program completers, 2023-24	19	17	89%	178	157	629	615	98%
	All program completers, 2022-23	18	18	100%	179	157	667	653	98%
<b>ELEM ED MULTI SUBJ READING LANG ARTS (5002)</b>  Test Company: ETS Score Range: 100-200	All enrolled students who have completed all nonclinical courses, 2024-25						120	112	93%
	Other enrolled students, 2024-25	15	14	93%	175	157	545	492	90%
	All program completers, 2024-25	17	17	100%	182	157	607	599	99%
	All program completers, 2023-24	19	19	100%	177	157	629	624	99%
	All program completers, 2022-23	18	18	100%	174	157	667	658	99%


**Single Assessment Institution-Level Pass Rate Data: Traditional Teacher Preparation Program Within IHE**

		<p align="center"><b>HEOA - Title II 2024 - 2025 Academic Year</b></p>							
Institution Name		Belmont University							
Institution Code		1058							
State		Tennessee							
							Statewide		
Assessment Information <sup>1</sup>	Group	Number Taking Assessment	Number Passing Assessment	Institutional Pass Rate	Institutional Average Scaled Score	Assessment Cut Score <sup>2</sup>	Number Taking Assessment	Number Passing Assessment	Statewide Pass Rate
<b>ELEM ED MULTI SUBJ SCIENCES (5005)</b>  Test Company: ETS Score Range: 100-200	All enrolled students who have completed all nonclinical courses, 2024-25						117	102	87%
	Other enrolled students, 2024-25	14	12	86%	175	159	546	446	82%
	All program completers, 2024-25	17	17	100%	179	159	606	590	97%
	All program completers, 2023-24	19	19	100%	176	159	631	616	98%
	All program completers, 2022-23	18	18	100%	170	159	665	650	98%
<b>ELEM ED MULTI SUBJ SOCIAL STUDIES (5004)</b>  Test Company: ETS Score Range: 100-200	All enrolled students who have completed all nonclinical courses, 2024-25						116	91	78%
	Other enrolled students, 2024-25	14	13	93%	173	155	525	388	74%
	All program completers, 2024-25	17	17	100%	170	155	606	578	95%
	All program completers, 2023-24	19	19	100%	173	155	631	615	97%
	All program completers, 2022-23	18	18	100%	168	155	666	647	97%
<b>ENGLISH LANGUAGE ARTS: CK (5038)</b>  Test Company: ETS Score Range: 100-200	All enrolled students who have completed all nonclinical courses, 2024-25						9		
	Other enrolled students, 2024-25	1				167	31	28	90%
	All program completers, 2024-25	3				167	54	52	96%
	All program completers, 2023-24	2				167	59	57	97%
	All program completers, 2022-23						149	146	98%
<b>ENGLISH TO SPEAKERS OF OTHER LANGUAGES (5362)</b>  Test Company: ETS Score Range: 100-200	All enrolled students who have completed all nonclinical courses, 2024-25						22	20	91%
	Other enrolled students, 2024-25	1				155	16	13	81%
	All program completers, 2024-25						90	90	100%
	All program completers, 2023-24	2				155	161	139	86%
	All program completers, 2022-23	1				155	94	93	99%


**Single Assessment Institution-Level Pass Rate Data: Traditional Teacher Preparation Program Within IHE**

		<p align="center"><b>HEOA - Title II 2024 - 2025 Academic Year</b></p>							
Institution Name		Belmont University							
Institution Code		1058							
State		Tennessee							
							Statewide		
Assessment Information <sup>1</sup>	Group	Number Taking Assessment	Number Passing Assessment	Institutional Pass Rate	Institutional Average Scaled Score	Assessment Cut Score <sup>2</sup>	Number Taking Assessment	Number Passing Assessment	Statewide Pass Rate
<b>FAMILY AND CONSUMER SCIENCES (5122)</b>  Test Company: ETS Score Range: 100-200	All enrolled students who have completed all nonclinical courses, 2024-25								
	Other enrolled students, 2024-25						2		
	All program completers, 2024-25						1		
	All program completers, 2023-24						1		
	All program completers, 2022-23						9		
<b>FRENCH WORLD LANGUAGE (5174)</b>  Test Company: ETS Score Range: 100-200	All enrolled students who have completed all nonclinical courses, 2024-25								
	Other enrolled students, 2024-25						1		
	All program completers, 2024-25								
	All program completers, 2023-24						2		
	All program completers, 2022-23						2		
<b>GEOGRAPHY (5921)</b>  Test Company: ETS Score Range: 100-200	All enrolled students who have completed all nonclinical courses, 2024-25								
	Other enrolled students, 2024-25								
	All program completers, 2024-25						1		
	All program completers, 2023-24						4		
	All program completers, 2022-23						3		
<b>GERMAN WORLD LANGUAGE (5183)</b>  Test Company: ETS Score Range: 100-200	All enrolled students who have completed all nonclinical courses, 2024-25								
	Other enrolled students, 2024-25						1		
	All program completers, 2024-25								
	All program completers, 2023-24								
	All program completers, 2022-23								


**Single Assessment Institution-Level Pass Rate Data: Traditional Teacher Preparation Program Within IHE**

		<b>HEOA - Title II 2024 - 2025 Academic Year</b>								
Institution Name		Belmont University								
Institution Code		1058								
State		Tennessee								
Assessment Information <sup>1</sup>		Group	Number Taking Assessment	Number Passing Assessment	Institutional Pass Rate	Institutional Average Scaled Score	Assessment Cut Score <sup>2</sup>	Number Taking Assessment	Number Passing Assessment	Statewide Pass Rate
<b>GOVERNMENT POLITICAL SCIENCE (5931)</b>  Test Company: ETS Score Range: 100-200	All enrolled students who have completed all nonclinical courses, 2024-25									
	Other enrolled students, 2024-25							1		
	All program completers, 2024-25							5		
	All program completers, 2023-24							4		
	All program completers, 2022-23							7		
<b>HEALTH AND PE (5857)</b>  Test Company: ETS Score Range: 100-200	All enrolled students who have completed all nonclinical courses, 2024-25							1		
	Other enrolled students, 2024-25							21	17	81%
	All program completers, 2024-25							22	22	100%
	All program completers, 2023-24							11	11	100%
	All program completers, 2022-23							2		
<b>HEALTH EDUCATION (5551)</b>  Test Company: ETS Score Range: 100-200	All enrolled students who have completed all nonclinical courses, 2024-25									
	Other enrolled students, 2024-25							2		
	All program completers, 2024-25							8		
	All program completers, 2023-24							22	22	100%
	All program completers, 2022-23							23	23	100%
<b>INTERDIS EARLY CHILD EDUCATION (5023)</b>  Test Company: ETS Score Range: 100-200	All enrolled students who have completed all nonclinical courses, 2024-25									
	Other enrolled students, 2024-25							1		
	All program completers, 2024-25							11	11	100%
	All program completers, 2023-24							2		
	All program completers, 2022-23									


**Single Assessment Institution-Level Pass Rate Data: Traditional Teacher Preparation Program Within IHE**

		<b>HEOA - Title II 2024 - 2025 Academic Year</b>								
Institution Name		Belmont University								
Institution Code		1058								
State		Tennessee								
Assessment Information <sup>1</sup>		Group	Number Taking Assessment	Number Passing Assessment	Institutional Pass Rate	Institutional Average Scaled Score	Assessment Cut Score <sup>2</sup>	Number Taking Assessment	Number Passing Assessment	Statewide Pass Rate
<b>LATIN (5601)</b>  Test Company: ETS Score Range: 100-200	All enrolled students who have completed all nonclinical courses, 2024-25							1		
	Other enrolled students, 2024-25									
	All program completers, 2024-25									
	All program completers, 2023-24									
	All program completers, 2022-23									
<b>LIBRARY MEDIA SPECIALIST (5311)</b>  Test Company: ETS Score Range: 100-200	All enrolled students who have completed all nonclinical courses, 2024-25									
	Other enrolled students, 2024-25									
	All program completers, 2024-25									
	All program completers, 2023-24							5		
	All program completers, 2022-23							12	12	100%
<b>MATHEMATICS CONTENT KNOWLEDGE (5161)</b>  Test Company: ETS Score Range: 100-200	All enrolled students who have completed all nonclinical courses, 2024-25									
	Other enrolled students, 2024-25							1		
	All program completers, 2024-25							2		
	All program completers, 2023-24							12	10	83%
	All program completers, 2022-23	1					160	29	25	86%
<b>MATHEMATICS (5165)</b>  Test Company: ETS Score Range: 100-200	All enrolled students who have completed all nonclinical courses, 2024-25							6		
	Other enrolled students, 2024-25							23	20	87%
	All program completers, 2024-25							25	22	88%
	All program completers, 2023-24	1					159	24	21	88%
	All program completers, 2022-23	1					159	13	13	100%


**Single Assessment Institution-Level Pass Rate Data: Traditional Teacher Preparation Program Within IHE**

		<b>HEOA - Title II 2024 - 2025 Academic Year</b>							
Institution Name		Belmont University							
Institution Code		1058							
State		Tennessee							
Assessment Information <sup>1</sup>							Statewide		
Group		Number Taking Assessment	Number Passing Assessment	Institutional Pass Rate	Institutional Average Scaled Score	Assessment Cut Score <sup>2</sup>	Number Taking Assessment	Number Passing Assessment	Statewide Pass Rate
<b>MIDDLE SCHOOL ENG LANG ARTS (5047)</b>  Test Company: ETS Score Range: 100-200	All enrolled students who have completed all nonclinical courses, 2024-25								
	Other enrolled students, 2024-25						9		
	All program completers, 2024-25						5		
	All program completers, 2023-24						5		
	All program completers, 2022-23						10	10	100%
<b>MIDDLE SCHOOL MATHEMATICS (5164)</b>  Test Company: ETS Score Range: 100-200	All enrolled students who have completed all nonclinical courses, 2024-25						5		
	Other enrolled students, 2024-25						18	14	78%
	All program completers, 2024-25						32	32	100%
	All program completers, 2023-24						31	30	97%
	All program completers, 2022-23						24	24	100%
<b>MIDDLE SCHOOL MATHEMATICS (5169)</b>  Test Company: ETS Score Range: 100-200	All enrolled students who have completed all nonclinical courses, 2024-25								
	Other enrolled students, 2024-25								
	All program completers, 2024-25						2		
	All program completers, 2023-24						2		
	All program completers, 2022-23						32	31	97%
<b>MIDDLE SCHOOL SCIENCE (5440)</b>  Test Company: ETS Score Range: 100-200	All enrolled students who have completed all nonclinical courses, 2024-25								
	Other enrolled students, 2024-25								
	All program completers, 2024-25								
	All program completers, 2023-24								
	All program completers, 2022-23						3		


**Single Assessment Institution-Level Pass Rate Data: Traditional Teacher Preparation Program Within IHE**

		<b>HEOA - Title II 2024 - 2025 Academic Year</b>							
Institution Name		Belmont University							
Institution Code		1058							
State		Tennessee							
Assessment Information <sup>1</sup>							Statewide		
Group		Number Taking Assessment	Number Passing Assessment	Institutional Pass Rate	Institutional Average Scaled Score	Assessment Cut Score <sup>2</sup>	Number Taking Assessment	Number Passing Assessment	Statewide Pass Rate
<b>MIDDLE SCHOOL SCIENCE (5442)</b>  Test Company: ETS Score Range: 100-200	All enrolled students who have completed all nonclinical courses, 2024-25						3		
	Other enrolled students, 2024-25						6		
	All program completers, 2024-25						9		
	All program completers, 2023-24						5		
	All program completers, 2022-23						20	18	90%
<b>MIDDLE SCHOOL SOCIAL STUDIES (5089)</b>  Test Company: ETS Score Range: 100-200	All enrolled students who have completed all nonclinical courses, 2024-25								
	Other enrolled students, 2024-25						6		
	All program completers, 2024-25						2		
	All program completers, 2023-24						7		
	All program completers, 2022-23						9		
<b>MUSIC CONTENT &amp; INSTRUCTION (5114)</b>  Test Company: ETS Score Range: 100-200	All enrolled students who have completed all nonclinical courses, 2024-25						9		
	Other enrolled students, 2024-25	1				162	5		
	All program completers, 2024-25	1				162	24	22	92%
	All program completers, 2023-24	8				162	67	63	94%
	All program completers, 2022-23	9				162	97	85	88%
<b>MUSIC: INSTRUMENTAL AND GENERAL KNOWLEDGE (5115)</b>  Test Company: ETS Score Range: 100-200	All enrolled students who have completed all nonclinical courses, 2024-25						4		
	Other enrolled students, 2024-25	6				150	25	24	96%
	All program completers, 2024-25	3				150	46	43	93%
	All program completers, 2023-24	3				150	28	27	96%
	All program completers, 2022-23						2		


**Single Assessment Institution-Level Pass Rate Data: Traditional Teacher Preparation Program Within IHE**

		<b>HEOA - Title II 2024 - 2025 Academic Year</b>							
Institution Name		Belmont University							
Institution Code		1058							
State		Tennessee							
Assessment Information <sup>1</sup>							Statewide		
Group		Number Taking Assessment	Number Passing Assessment	Institutional Pass Rate	Institutional Average Scaled Score	Assessment Cut Score <sup>2</sup>	Number Taking Assessment	Number Passing Assessment	Statewide Pass Rate
<b>MUSIC: VOCAL AND GENERAL KNOWLEDGE (5116)</b>  Test Company: ETS Score Range: 100-200	All enrolled students who have completed all nonclinical courses, 2024-25						4		
	Other enrolled students, 2024-25	6				153	14	13	93%
	All program completers, 2024-25	4				153	31	31	100%
	All program completers, 2023-24	4				153	17	17	100%
	All program completers, 2022-23	1				153	5		
<b>PHYSICAL ED CONTENT AND DESIGN (5095)</b>  Test Company: ETS Score Range: 100-200	All enrolled students who have completed all nonclinical courses, 2024-25						1		
	Other enrolled students, 2024-25						1		
	All program completers, 2024-25						3		
	All program completers, 2023-24						30	29	97%
	All program completers, 2022-23						58	56	97%
<b>PHYSICAL ED CONTENT KNOWLEDGE (5091)</b>  Test Company: ETS Score Range: 100-200	All enrolled students who have completed all nonclinical courses, 2024-25						15	13	87%
	Other enrolled students, 2024-25						16	13	81%
	All program completers, 2024-25						44	41	93%
	All program completers, 2023-24						33	32	97%
	All program completers, 2022-23						2		
<b>PHYSICS CONTENT KNOWLEDGE (5265)</b>  Test Company: ETS Score Range: 100-200	All enrolled students who have completed all nonclinical courses, 2024-25								
	Other enrolled students, 2024-25								
	All program completers, 2024-25								
	All program completers, 2023-24						1		
	All program completers, 2022-23						6		


**Single Assessment Institution-Level Pass Rate Data: Traditional Teacher Preparation Program Within IHE**

		<p align="center"><b>HEOA - Title II 2024 - 2025 Academic Year</b></p>							
Institution Name		Belmont University							
Institution Code		1058							
State		Tennessee							
Assessment Information <sup>1</sup>	Group	Number Taking Assessment	Number Passing Assessment	Institutional Pass Rate	Institutional Average Scaled Score	Assessment Cut Score <sup>2</sup>	Statewide		
							Number Taking Assessment	Number Passing Assessment	Statewide Pass Rate
<b>PHYSICS (5266)</b>  Test Company: ETS Score Range: 100-200	All enrolled students who have completed all nonclinical courses, 2024-25								
	Other enrolled students, 2024-25								
	All program completers, 2024-25						1		
	All program completers, 2023-24								
	All program completers, 2022-23								
<b>PRINC LEARNING AND TEACHING 5-9 (5623)</b>  Test Company: ETS Score Range: 100-200	All enrolled students who have completed all nonclinical courses, 2024-25								
	Other enrolled students, 2024-25						3		
	All program completers, 2024-25						5		
	All program completers, 2023-24						1		
	All program completers, 2022-23						4		
<b>PRINC LEARNING AND TEACHING 7-12 (5624)</b>  Test Company: ETS Score Range: 100-200	All enrolled students who have completed all nonclinical courses, 2024-25								
	Other enrolled students, 2024-25	1				157	4		
	All program completers, 2024-25						7		
	All program completers, 2023-24	3				157	15	14	93%
	All program completers, 2022-23	2				157	27	26	96%
<b>PRINC LEARNING AND TEACHING EARLY CHILD (5621)</b>  Test Company: ETS Score Range: 100-200	All enrolled students who have completed all nonclinical courses, 2024-25								
	Other enrolled students, 2024-25						2		
	All program completers, 2024-25								
	All program completers, 2023-24	1				157	2		
	All program completers, 2022-23						7		


**Single Assessment Institution-Level Pass Rate Data: Traditional Teacher Preparation Program Within IHE**

		<b>HEOA - Title II 2024 - 2025 Academic Year</b>								
Institution Name		Belmont University								
Institution Code		1058								
State		Tennessee								
Assessment Information <sup>1</sup>		Group	Number Taking Assessment	Number Passing Assessment	Institutional Pass Rate	Institutional Average Scaled Score	Assessment Cut Score <sup>2</sup>	Statewide		
								Number Taking Assessment	Number Passing Assessment	Statewide Pass Rate
<b>PRINC LEARNING AND TEACHING K-6 (5622)</b>  Test Company: ETS Score Range: 100-200	All enrolled students who have completed all nonclinical courses, 2024-25									
	Other enrolled students, 2024-25							7		
	All program completers, 2024-25		1				160	7		
	All program completers, 2023-24		1				160	7		
	All program completers, 2022-23		2				160	20	20	100%
<b>PSYCHOLOGY (5391)</b>  Test Company: ETS Score Range: 100-200	All enrolled students who have completed all nonclinical courses, 2024-25									
	Other enrolled students, 2024-25									
	All program completers, 2024-25									
	All program completers, 2023-24									
	All program completers, 2022-23							4		
<b>SCHOOL LIBRARIAN (5312)</b>  Test Company: ETS Score Range: 100-200	All enrolled students who have completed all nonclinical courses, 2024-25									
	Other enrolled students, 2024-25							4		
	All program completers, 2024-25							7		
	All program completers, 2023-24							2		
	All program completers, 2022-23									
<b>SE CK AND MILD TO MODERATE APPL (5543)</b>  Test Company: ETS Score Range: 100-200	All enrolled students who have completed all nonclinical courses, 2024-25							4		
	Other enrolled students, 2024-25							18	10	56%
	All program completers, 2024-25							62	62	100%
	All program completers, 2023-24							100	100	100%
	All program completers, 2022-23							129	123	95%


**Single Assessment Institution-Level Pass Rate Data: Traditional Teacher Preparation Program Within IHE**

		<b>HEOA - Title II 2024 - 2025 Academic Year</b>							
Institution Name		Belmont University							
Institution Code		1058							
State		Tennessee							
							Statewide		
Assessment Information <sup>1</sup>	Group	Number Taking Assessment	Number Passing Assessment	Institutional Pass Rate	Institutional Average Scaled Score	Assessment Cut Score <sup>2</sup>	Number Taking Assessment	Number Passing Assessment	Statewide Pass Rate
<b>SE CK AND SEVERE TO PROF APPL (5545)</b>  Test Company: ETS Score Range: 100-200	All enrolled students who have completed all nonclinical courses, 2024-25						3		
	Other enrolled students, 2024-25						8		
	All program completers, 2024-25						29	29	100%
	All program completers, 2023-24						66	66	100%
	All program completers, 2022-23						80	80	100%
<b>SE CORE KNOWLEDGE &amp; APPLICATIONS (5354)</b>  Test Company: ETS Score Range: 100-200	All enrolled students who have completed all nonclinical courses, 2024-25								
	Other enrolled students, 2024-25								
	All program completers, 2024-25						1		
	All program completers, 2023-24						15	15	100%
	All program completers, 2022-23						31	31	100%
<b>SE TEACHING STU WVISUAL IMPAIRMENT (5282)</b>  Test Company: ETS Score Range: 100-200	All enrolled students who have completed all nonclinical courses, 2024-25								
	Other enrolled students, 2024-25								
	All program completers, 2024-25								
	All program completers, 2023-24						1		
	All program completers, 2022-23						3		
<b>SE: EARLY CHILDHOOD EARLY INTERVENTION (5692)</b>  Test Company: ETS Score Range: 100-200	All enrolled students who have completed all nonclinical courses, 2024-25						6		
	Other enrolled students, 2024-25						22	17	77%
	All program completers, 2024-25						37	37	100%
	All program completers, 2023-24						11	11	100%
	All program completers, 2022-23								


**Single Assessment Institution-Level Pass Rate Data: Traditional Teacher Preparation Program Within IHE**

		<p align="center"><b>HEOA - Title II 2024 - 2025 Academic Year</b></p>							
Institution Name		Belmont University							
Institution Code		1058							
State		Tennessee							
							Statewide		
Assessment Information <sup>1</sup>	Group	Number Taking Assessment	Number Passing Assessment	Institutional Pass Rate	Institutional Average Scaled Score	Assessment Cut Score <sup>2</sup>	Number Taking Assessment	Number Passing Assessment	Statewide Pass Rate
<b>SE: PRESCHOOL EARLY CHILDHOOD (5691)</b>  Test Company: ETS Score Range: 100-200	All enrolled students who have completed all nonclinical courses, 2024-25								
	Other enrolled students, 2024-25						1		
	All program completers, 2024-25						1		
	All program completers, 2023-24						29	29	100%
	All program completers, 2022-23						52	51	98%
<b>SOCIOLOGY (5952)</b>  Test Company: ETS Score Range: 100-200	All enrolled students who have completed all nonclinical courses, 2024-25								
	Other enrolled students, 2024-25								
	All program completers, 2024-25						1		
	All program completers, 2023-24								
	All program completers, 2022-23						2		
<b>SPANISH WORLD LANGUAGE (5195)</b>  Test Company: ETS Score Range: 100-200	All enrolled students who have completed all nonclinical courses, 2024-25								
	Other enrolled students, 2024-25						3		
	All program completers, 2024-25						4		
	All program completers, 2023-24						8		
	All program completers, 2022-23						9		
<b>SPECIAL EDUCATION: FOUNDATIONAL KNOWLEDGE (5355)</b>  Test Company: ETS Score Range: 100-200	All enrolled students who have completed all nonclinical courses, 2024-25						5		
	Other enrolled students, 2024-25						89	82	92%
	All program completers, 2024-25						35	34	97%
	All program completers, 2023-24						2		
	All program completers, 2022-23								


**Single Assessment Institution-Level Pass Rate Data: Traditional Teacher Preparation Program Within IHE**

		<b>HEOA - Title II 2024 - 2025 Academic Year</b>							
Institution Name		Belmont University							
Institution Code		1058							
State		Tennessee							
							Statewide		
Assessment Information <sup>1</sup>	Group	Number Taking Assessment	Number Passing Assessment	Institutional Pass Rate	Institutional Average Scaled Score	Assessment Cut Score <sup>2</sup>	Number Taking Assessment	Number Passing Assessment	Statewide Pass Rate
<b>SPECIAL EDUCATION: SEVERE TO PROFOUND (5547)</b>  Test Company: ETS Score Range: 100-200	All enrolled students who have completed all nonclinical courses, 2024-25						14	13	93%
	Other enrolled students, 2024-25						59	54	92%
	All program completers, 2024-25						23	21	91%
	All program completers, 2023-24						1		
	All program completers, 2022-23								
<b>SPEECH COMMUNICATION: CK (5221)</b>  Test Company: ETS Score Range: 100-200	All enrolled students who have completed all nonclinical courses, 2024-25								
	Other enrolled students, 2024-25								
	All program completers, 2024-25						1		
	All program completers, 2023-24						1		
	All program completers, 2022-23								
<b>TEACHING READING: ELEM EDUCATION (5203)</b>  Test Company: ETS Score Range: 100-200	All enrolled students who have completed all nonclinical courses, 2024-25								
	Other enrolled students, 2024-25								
	All program completers, 2024-25								
	All program completers, 2023-24								
	All program completers, 2022-23						19	19	100%
<b>TEACHING READING: ELEMENTARY (5205)</b>  Test Company: ETS Score Range: 100-200	All enrolled students who have completed all nonclinical courses, 2024-25						141	121	86%
	Other enrolled students, 2024-25	17	15	88%	176	159	529	413	78%
	All program completers, 2024-25	18	18	100%	176	159	838	815	97%
	All program completers, 2023-24	24	23	96%	174	159	914	886	97%
	All program completers, 2022-23	18	18	100%	172	159	1037	1006	97%


**Single Assessment Institution-Level Pass Rate Data: Traditional Teacher Preparation Program Within IHE**

		<p align="center"><b>HEOA - Title II 2024 - 2025 Academic Year</b></p>							
Institution Name		Belmont University							
Institution Code		1058							
State		Tennessee							
							Statewide		
Assessment Information <sup>1</sup>	Group	Number Taking Assessment	Number Passing Assessment	Institutional Pass Rate	Institutional Average Scaled Score	Assessment Cut Score <sup>2</sup>	Number Taking Assessment	Number Passing Assessment	Statewide Pass Rate
<b>THEATRE (5641)</b>  Test Company: ETS Score Range: 100-200	All enrolled students who have completed all nonclinical courses, 2024-25						1		
	Other enrolled students, 2024-25	4				159	5		
	All program completers, 2024-25	2				159	8		
	All program completers, 2023-24	1				159	14	14	100%
	All program completers, 2022-23	2				159	6		
<b>WORLD AND U.S. HISTORY CK (5941)</b>  Test Company: ETS Score Range: 100-200	All enrolled students who have completed all nonclinical courses, 2024-25						10	6	60%
	Other enrolled students, 2024-25						42	26	62%
	All program completers, 2024-25	1				157	51	47	92%
	All program completers, 2023-24	1				157	57	52	91%
	All program completers, 2022-23						112	93	83%
<b>EDTPA: AGRICULTURAL EDUCATION (TPA0100)</b>  Test Company: E.S. Pearson* Score Range: 1-75	All enrolled students who have completed all nonclinical courses, 2024-25								
	Other enrolled students, 2024-25						2		
	All program completers, 2024-25						19	18	95%
	All program completers, 2023-24						19	19	100%
	All program completers, 2022-23						17	16	94%
<b>EDTPA: BUSINESS EDUCATION (TPA0102)</b>  Test Company: E.S. Pearson* Score Range: 1-75	All enrolled students who have completed all nonclinical courses, 2024-25								
	Other enrolled students, 2024-25								
	All program completers, 2024-25						4		
	All program completers, 2023-24						5		
	All program completers, 2022-23						4		


**Single Assessment Institution-Level Pass Rate Data: Traditional Teacher Preparation Program Within IHE**

		<b>HEOA - Title II 2024 - 2025 Academic Year</b>							
Institution Name		Belmont University							
Institution Code		1058							
State		Tennessee							
							Statewide		
Assessment Information <sup>1</sup>	Group	Number Taking Assessment	Number Passing Assessment	Institutional Pass Rate	Institutional Average Scaled Score	Assessment Cut Score <sup>2</sup>	Number Taking Assessment	Number Passing Assessment	Statewide Pass Rate
<b>EDTPA: CLASSICAL LANGUAGES (TPA0104)</b>  Test Company: E.S. Pearson* Score Range: 1-65	All enrolled students who have completed all nonclinical courses, 2024-25								
	Other enrolled students, 2024-25								
	All program completers, 2024-25						1		
	All program completers, 2023-24								
	All program completers, 2022-23								
<b>EDTPA: EARLY CHILDHOOD (TPA0014)</b>  Test Company: E.S. Pearson* Score Range: 1-75	All enrolled students who have completed all nonclinical courses, 2024-25						2		
	Other enrolled students, 2024-25						5		
	All program completers, 2024-25	1				40	128	126	98%
	All program completers, 2023-24	1				40	130	129	99%
	All program completers, 2022-23						156	155	99%
<b>EDTPA: ELEM ED LITERACY WITH MATHEMATICS TASK 4 (TPA0110)</b>  Test Company: E.S. Pearson* Score Range: 1-90	All enrolled students who have completed all nonclinical courses, 2024-25						1		
	Other enrolled students, 2024-25								
	All program completers, 2024-25						13	13	100%
	All program completers, 2023-24						13	12	92%
	All program completers, 2022-23						36	36	100%
<b>EDTPA: ELEM ED MATHEMATICS WITH LITERACY TASK 4 (TPA0149)</b>  Test Company: E.S. Pearson* Score Range: 1-90	All enrolled students who have completed all nonclinical courses, 2024-25								
	Other enrolled students, 2024-25								
	All program completers, 2024-25						15	15	100%
	All program completers, 2023-24						10	10	100%
	All program completers, 2022-23						17	17	100%


**Single Assessment Institution-Level Pass Rate Data: Traditional Teacher Preparation Program Within IHE**

		<p align="center"><b>HEOA - Title II 2024 - 2025 Academic Year</b></p>							
Institution Name		Belmont University							
Institution Code		1058							
State		Tennessee							
							Statewide		
Assessment Information <sup>1</sup>	Group	Number Taking Assessment	Number Passing Assessment	Institutional Pass Rate	Institutional Average Scaled Score	Assessment Cut Score <sup>2</sup>	Number Taking Assessment	Number Passing Assessment	Statewide Pass Rate
<b>EDTPA: ELEMENTARY LITERACY (TPA0001)</b>  Test Company: E.S. Pearson* Score Range: 1-75	All enrolled students who have completed all nonclinical courses, 2024-25						18	17	94%
	Other enrolled students, 2024-25						9		
	All program completers, 2024-25	13	13	100%	44	40	285	285	100%
	All program completers, 2023-24	10	10	100%	46	40	316	314	99%
	All program completers, 2022-23	9				40	300	297	99%
<b>EDTPA: ELEMENTARY MATHEMATICS (TPA0002)</b>  Test Company: E.S. Pearson* Score Range: 1-75	All enrolled students who have completed all nonclinical courses, 2024-25						4		
	Other enrolled students, 2024-25	1				40	8		
	All program completers, 2024-25	3				40	268	264	99%
	All program completers, 2023-24	7				40	250	250	100%
	All program completers, 2022-23	7				40	286	281	98%
<b>EDTPA: ENGLISH AS AN ADDITIONAL LANGUAGE (TPA0115)</b>  Test Company: E.S. Pearson* Score Range: 1-75	All enrolled students who have completed all nonclinical courses, 2024-25						1		
	Other enrolled students, 2024-25						1		
	All program completers, 2024-25						11	11	100%
	All program completers, 2023-24	1				40	11	11	100%
	All program completers, 2022-23	1				40	10	10	100%
<b>EDTPA: FAMILY AND CONSUMER SCIENCES (TPA0117)</b>  Test Company: E.S. Pearson* Score Range: 1-75	All enrolled students who have completed all nonclinical courses, 2024-25								
	Other enrolled students, 2024-25								
	All program completers, 2024-25						1		
	All program completers, 2023-24						1		
	All program completers, 2022-23						8		


**Single Assessment Institution-Level Pass Rate Data: Traditional Teacher Preparation Program Within IHE**

		<b>HEOA - Title II 2024 - 2025 Academic Year</b>							
Institution Name		Belmont University							
Institution Code		1058							
State		Tennessee							
							Statewide		
Assessment Information <sup>1</sup>	Group	Number Taking Assessment	Number Passing Assessment	Institutional Pass Rate	Institutional Average Scaled Score	Assessment Cut Score <sup>2</sup>	Number Taking Assessment	Number Passing Assessment	Statewide Pass Rate
<b>EDTPA: HEALTH EDUCATION (TPA0119)</b>  Test Company: E.S. Pearson* Score Range: 1-75	All enrolled students who have completed all nonclinical courses, 2024-25								
	Other enrolled students, 2024-25								
	All program completers, 2024-25								
	All program completers, 2023-24						1		
	All program completers, 2022-23						1		
<b>EDTPA: K-12 PERFORMING ARTS (TPA0021)</b>  Test Company: E.S. Pearson* Score Range: 1-75	All enrolled students who have completed all nonclinical courses, 2024-25						9		
	Other enrolled students, 2024-25						7		
	All program completers, 2024-25	10	10	100%	49	40	113	113	100%
	All program completers, 2023-24	15	15	100%	47	40	123	122	99%
	All program completers, 2022-23	12	11	92%	48	40	99	96	97%
<b>EDTPA: MIDDLE CHILDHOOD ENGLISH LANGUAGE ARTS (TPA0018)</b>  Test Company: E.S. Pearson* Score Range: 1-75	All enrolled students who have completed all nonclinical courses, 2024-25								
	Other enrolled students, 2024-25								
	All program completers, 2024-25						4		
	All program completers, 2023-24						5		
	All program completers, 2022-23						7		
<b>EDTPA: MIDDLE CHILDHOOD HISTORY-SOCIAL STUDIES (TPA0019)</b>  Test Company: E.S. Pearson* Score Range: 1-75	All enrolled students who have completed all nonclinical courses, 2024-25								
	Other enrolled students, 2024-25						1		
	All program completers, 2024-25						2		
	All program completers, 2023-24						7		
	All program completers, 2022-23						8		


**Single Assessment Institution-Level Pass Rate Data: Traditional Teacher Preparation Program Within IHE**

		<b>HEOA - Title II 2024 - 2025 Academic Year</b>							
Institution Name		Belmont University							
Institution Code		1058							
State		Tennessee							
							Statewide		
Assessment Information <sup>1</sup>	Group	Number Taking Assessment	Number Passing Assessment	Institutional Pass Rate	Institutional Average Scaled Score	Assessment Cut Score <sup>2</sup>	Number Taking Assessment	Number Passing Assessment	Statewide Pass Rate
EDTPA: MIDDLE CHILDHOOD MATHEMATICS (TPA0016)  Test Company: E.S. Pearson* Score Range: 1-75	All enrolled students who have completed all nonclinical courses, 2024-25								
	Other enrolled students, 2024-25						1		
	All program completers, 2024-25						23	23	100%
	All program completers, 2023-24						27	27	100%
	All program completers, 2022-23						45	42	93%
EDTPA: MIDDLE CHILDHOOD SCIENCE (TPA0017)  Test Company: E.S. Pearson* Score Range: 1-75	All enrolled students who have completed all nonclinical courses, 2024-25								
	Other enrolled students, 2024-25								
	All program completers, 2024-25						5		
	All program completers, 2023-24						4		
	All program completers, 2022-23						20	17	85%
EDTPA: PHYSICAL EDUCATION (TPA0011)  Test Company: E.S. Pearson* Score Range: 1-75	All enrolled students who have completed all nonclinical courses, 2024-25						3		
	Other enrolled students, 2024-25						3		
	All program completers, 2024-25						66	61	92%
	All program completers, 2023-24						71	67	94%
	All program completers, 2022-23						59	56	95%
EDTPA: SECONDARY ENGLISH LANGUAGE ARTS (TPA0003)  Test Company: E.S. Pearson* Score Range: 1-75	All enrolled students who have completed all nonclinical courses, 2024-25						1		
	Other enrolled students, 2024-25						2		
	All program completers, 2024-25	3				40	92	92	100%
	All program completers, 2023-24						78	77	99%
	All program completers, 2022-23						136	135	99%

**Single Assessment Institution-Level Pass Rate Data: Traditional Teacher Preparation Program Within IHE**

		<b>HEOA - Title II 2024 - 2025 Academic Year</b>							
Institution Name		Belmont University							
Institution Code		1058							
State		Tennessee							
							Statewide		
Assessment Information <sup>1</sup>	Group	Number Taking Assessment	Number Passing Assessment	Institutional Pass Rate	Institutional Average Scaled Score	Assessment Cut Score <sup>2</sup>	Number Taking Assessment	Number Passing Assessment	Statewide Pass Rate
EDTPA: SECONDARY HISTORY-SOCIAL STUDIES (TPA0004)  Test Company: E.S. Pearson* Score Range: 1-75	All enrolled students who have completed all nonclinical courses, 2024-25						2		
	Other enrolled students, 2024-25						5		
	All program completers, 2024-25	2				40	101	101	100%
	All program completers, 2023-24						98	98	100%
	All program completers, 2022-23						105	104	99%
EDTPA: SECONDARY MATHEMATICS (TPA0005)  Test Company: E.S. Pearson* Score Range: 1-75	All enrolled students who have completed all nonclinical courses, 2024-25						1		
	Other enrolled students, 2024-25								
	All program completers, 2024-25	2				40	42	39	93%
	All program completers, 2023-24	2				40	43	37	86%
	All program completers, 2022-23						48	44	92%
EDTPA: SECONDARY SCIENCE (TPA0006)  Test Company: E.S. Pearson* Score Range: 1-75	All enrolled students who have completed all nonclinical courses, 2024-25								
	Other enrolled students, 2024-25								
	All program completers, 2024-25						27	25	93%
	All program completers, 2023-24						27	27	100%
	All program completers, 2022-23						62	62	100%
EDTPA: SPECIAL EDUCATION (TPA0012)  Test Company: E.S. Pearson* Score Range: 1-75	All enrolled students who have completed all nonclinical courses, 2024-25						7		
	Other enrolled students, 2024-25						16	9	56%
	All program completers, 2024-25						115	115	100%
	All program completers, 2023-24						129	129	100%
	All program completers, 2022-23						164	161	98%

**Single Assessment Institution-Level Pass Rate Data: Traditional Teacher Preparation Program Within IHE**

		<b>HEOA - Title II 2024 - 2025 Academic Year</b>							
Institution Name		Belmont University							
Institution Code		1058							
State		Tennessee							
							Statewide		
Assessment Information <sup>1</sup>	Group	Number Taking Assessment	Number Passing Assessment	Institutional Pass Rate	Institutional Average Scaled Score	Assessment Cut Score <sup>2</sup>	Number Taking Assessment	Number Passing Assessment	Statewide Pass Rate
<b>EDTPA: VISUAL ARTS (TPA0015)</b>  Test Company: E.S. Pearson* Score Range: 1-75	All enrolled students who have completed all nonclinical courses, 2024-25						2		
	Other enrolled students, 2024-25						6		
	All program completers, 2024-25	3				40	28	28	100%
	All program completers, 2023-24	1				40	27	27	100%
	All program completers, 2022-23						38	38	100%
<b>EDTPA: WORLD LANGUAGES (TPA0020)</b>  Test Company: E.S. Pearson* Score Range: 1-65	All enrolled students who have completed all nonclinical courses, 2024-25								
	Other enrolled students, 2024-25								
	All program completers, 2024-25						9		
	All program completers, 2023-24						14	13	93%
	All program completers, 2022-23						12	12	100%
<b>MATHEMATICS (MIDDLE GRADES AND EARLY SECONDARY) (ESP0105)</b>  Test Company: E.S. Pearson* Score Range: 100-300	All enrolled students who have completed all nonclinical courses, 2024-25								
	Other enrolled students, 2024-25								
	All program completers, 2024-25								
	All program completers, 2023-24								
	All program completers, 2022-23						4		
<b>MATHEMATICS (ESP0304)</b>  Test Company: E.S. Pearson* Score Range: 100-300	All enrolled students who have completed all nonclinical courses, 2024-25								
	Other enrolled students, 2024-25								
	All program completers, 2024-25								
	All program completers, 2023-24								
	All program completers, 2022-23						15	13	87%

Note: In cases where there are less than ten students taking the assessment or license/certificate, the number passing and pass rate are not reported.

<sup>1</sup>Tests with multiple delivery options (computer, paper, etc.) will be noted with the assessment code for one format only.

<sup>2</sup>Cut scores may vary for groups depending upon when the cut scores are established by the state and when each group completed their teacher certification or licensure assessment.

\*Questions regarding tests listed by this testing company must be addressed to your state Title II Coordinator.

Single Assessment Institution-Level Pass Rate Data: *Traditional Teacher Preparation Program Within IHE*

April 3, 2026

<b>Statewide Average Scaled Score</b>
168
157
167
162
159
171
169
170
165
162
151
164





Single Assessment Institution-Level Pass Rate Data: *Traditional Teacher Preparation Program Within IHE*

April 3, 2026

<b>Statewide Average Scaled Score</b>
165
171
173
170
172
172
178
177
177
171
171
174
174
173

Single Assessment Institution-Level Pass Rate Data: *Traditional Teacher Preparation Program Within IHE*

April 3, 2026

<b>Statewide Average Scaled Score</b>
170
168
173
173
172
164
163
168
168
168
176
180
179
179
169
173
174
168
173



Single Assessment Institution-Level Pass Rate Data: *Traditional Teacher Preparation Program Within IHE*

April 3, 2026

<b>Statewide Average Scaled Score</b>
164
166
167
160
163
178

Single Assessment Institution-Level Pass Rate Data: *Traditional Teacher Preparation Program Within IHE*

April 3, 2026

Statewide Average Scaled Score
163
167
165
174
177
177
175

Single Assessment Institution-Level Pass Rate Data: *Traditional Teacher Preparation Program Within IHE*

April 3, 2026

<b>Statewide Average Scaled Score</b>
171
165
175
172
170
173

Single Assessment Institution-Level Pass Rate Data: *Traditional Teacher Preparation Program Within IHE*

April 3, 2026

Statewide Average Scaled Score
160
170
169
166
161
164
164

Single Assessment Institution-Level Pass Rate Data: *Traditional Teacher Preparation Program Within IHE*

April 3, 2026

<b>Statewide Average Scaled Score</b>
167
167
170
172
174
154
156
156
156

Single Assessment Institution-Level Pass Rate Data: *Traditional Teacher Preparation Program Within IHE*

April 3, 2026

Statewide Average Scaled Score
179
175



Single Assessment Institution-Level Pass Rate Data: *Traditional Teacher Preparation Program Within IHE*

April 3, 2026

Statewide Average Scaled Score
178
180
177
176
175
164
172
174





Single Assessment Institution-Level Pass Rate Data: *Traditional Teacher Preparation Program Within IHE*

April 3, 2026

<b>Statewide Average Scaled Score</b>
169
164
158
167
165
163
49
52
49

Single Assessment Institution-Level Pass Rate Data: *Traditional Teacher Preparation Program Within IHE*

April 3, 2026

Statewide Average Scaled Score
45
46
46
56
56
57
56
59
59

Single Assessment Institution-Level Pass Rate Data: *Traditional Teacher Preparation Program Within IHE*

April 3, 2026

<b>Statewide Average Scaled Score</b>
44
47
47
46
46
46
47
51
48
49



Single Assessment Institution-Level Pass Rate Data: *Traditional Teacher Preparation Program Within IHE*

April 3, 2026

Statewide Average Scaled Score
48
46
47
45
43
42
43
49
48
49

Single Assessment Institution-Level Pass Rate Data: *Traditional Teacher Preparation Program Within IHE*

April 3, 2026

<b>Statewide Average Scaled Score</b>
48
47
46
43
43
43
47
46
47
39
46
46
45

Single Assessment Institution-Level Pass Rate Data: *Traditional Teacher Preparation Program Within IHE*

April 3, 2026

Statewide Average Scaled Score
52
52
52
39
38
231