


Summary Institution-Level Pass Rate Data: Traditional Teacher Preparation Program Within IHE


		<p align="center">HEOA - Title II 2018 - 2019 Academic Year</p>				
Institution Name		BELMONT UNIVERSITY				
Institution Code		1058				
State		Tennessee				
<i>February 3, 2020</i>						
				Statewide		
<i>Group</i>	<i>Number Taking Assessment¹</i>	<i>Number Passing Assessment²</i>	<i>Institutional Pass Rate</i>	<i>Number Taking Assessment¹</i>	<i>Number Passing Assessment²</i>	<i>Statewide Pass Rate</i>
All program completers, 2018-19	55	51	93%	2040	1996	98%
All program completers, 2017-18	50	44	88%	2133	2097	98%
All program completers, 2016-17	43	39	91%	2262	2218	98%

Note: In cases where there are less than ten students taking the assessment or license/certificate, the number passing and pass rate are not reported.

¹ Number of completers taking one or more assessments within their area of specialization.

² Summary level "Number Taking Assessment" may differ from assessment level "Number Taking Assessment" because each student is counted once at the summary level but may be counted in multiple assessments at the assessment level.


Single Assessment Institution-Level Pass Rate Data: Traditional Teacher Preparation Program Within IHE

	HEOA - Title II 2018 - 2019 Academic Year	
	Institution Name	BELMONT UNIVERSITY
	Institution Code	1058
	State	Tennessee

February 3, 2020

Assessment Information ¹	Group	Number Taking Assessment	Number Passing Assessment	Institutional Pass Rate	Institutional Average Scaled Score	Assessment Cut Score ²	Statewide				
							Number Taking Assessment	Number Passing Assessment	Statewide Pass Rate	Statewide Average Scaled Score	
AGRICULTURE (5701) Test Company: ETS Score Range: 100-200	All enrolled students who have completed all nonclinical courses, 2018-19						1				
	Other enrolled students, 2018-19						6				
	All program completers, 2018-19						18	18	100%	164	
	All program completers, 2017-18						14	14	100%	166	
	All program completers, 2016-17						12	12	100%	171	
ART CONTENT AND ANALYSIS (5135) Test Company: ETS Score Range: 100-200	All enrolled students who have completed all nonclinical courses, 2018-19						7				
	Other enrolled students, 2018-19	1				161	24	16	67%	165	
	All program completers, 2018-19	5				161	36	36	100%	170	
	All program completers, 2017-18	3				161	33	32	97%	171	
	All program completers, 2016-17	2				157	39	38	97%	170	
BIOLOGY CONTENT KNOWLEDGE (0235) Test Company: ETS Score Range: 100-200	All enrolled students who have completed all nonclinical courses, 2018-19						10	10	100%	162	
	Other enrolled students, 2018-19	2				148	31	29	94%	162	
	All program completers, 2018-19	2				148	52	51	98%	166	
	All program completers, 2017-18	1				148	54	54	100%	165	
	All program completers, 2016-17	2				148	62	62	100%	168	
BUSINESS ED CONTENT KNOWLEDGE (5101) Test Company: ETS Score Range: 100-200	All enrolled students who have completed all nonclinical courses, 2018-19						6				
	Other enrolled students, 2018-19						6				
	All program completers, 2018-19						15	15	100%	174	
	All program completers, 2017-18						16	16	100%	170	
	All program completers, 2016-17						19	19	100%	177	


Single Assessment Institution-Level Pass Rate Data: Traditional Teacher Preparation Program Within IHE

	HEOA - Title II 2018 - 2019 Academic Year	
	Institution Name	BELMONT UNIVERSITY
	Institution Code	1058
	State	Tennessee


February 3, 2020

Assessment Information ¹	Group	Number Taking Assessment	Number Passing Assessment	Institutional Pass Rate	Institutional Average Scaled Score	Assessment Cut Score ²	Statewide				
							Number Taking Assessment	Number Passing Assessment	Statewide Pass Rate	Statewide Average Scaled Score	
CHEMISTRY CONTENT KNOWLEDGE (0245) Test Company: ETS Score Range: 100-200	All enrolled students who have completed all nonclinical courses, 2018-19						1				
	Other enrolled students, 2018-19	1				152	7				
	All program completers, 2018-19						17	17	100%	168	
	All program completers, 2017-18						12	10	83%	167	
	All program completers, 2016-17						18	18	100%	168	
CHINESE (MANDARIN) WORLD LANGUAGE (5665) Test Company: ETS Score Range: 100-200	All enrolled students who have completed all nonclinical courses, 2018-19										
	Other enrolled students, 2018-19						1				
	All program completers, 2018-19										
	All program completers, 2017-18										
	All program completers, 2016-17						2				
EARTH AND SPACE SCIENCES - CK (5571) Test Company: ETS Score Range: 100-200	All enrolled students who have completed all nonclinical courses, 2018-19										
	Other enrolled students, 2018-19						1				
	All program completers, 2018-19						3				
	All program completers, 2017-18						2				
	All program completers, 2016-17						4				
ECONOMICS (5911) Test Company: ETS Score Range: 100-200	All enrolled students who have completed all nonclinical courses, 2018-19										
	Other enrolled students, 2018-19						1				
	All program completers, 2018-19						1				
	All program completers, 2017-18						1				
	All program completers, 2016-17						1				


Single Assessment Institution-Level Pass Rate Data: Traditional Teacher Preparation Program Within IHE

		HEOA - Title II 2018 - 2019 Academic Year								
Institution Name	BELMONT UNIVERSITY									
Institution Code	1058									
State	Tennessee									
							<i>February 3, 2020</i>			
Assessment Information ¹	Group	Number Taking Assessment	Number Passing Assessment	Institutional Pass Rate	Institutional Average Scaled Score	Assessment Cut Score ²	Statewide			
							Number Taking Assessment	Number Passing Assessment	Statewide Pass Rate	Statewide Average Scaled Score
ED OF DEAF AND HARD OF HEARING (5272) Test Company: ETS Score Range: 100-200	All enrolled students who have completed all nonclinical courses, 2018-19									
	Other enrolled students, 2018-19						11	9	82%	168
	All program completers, 2018-19						8			
	All program completers, 2017-18						1			
	All program completers, 2016-17						6			
EDUCATION OF YOUNG CHILDREN (DISCONTINUED) (5021) Test Company: ETS Score Range: 100-200	All enrolled students who have completed all nonclinical courses, 2018-19									
	Other enrolled students, 2018-19									
	All program completers, 2018-19									
	All program completers, 2017-18						1			
	All program completers, 2016-17						4			
EDUCATION OF YOUNG CHILDREN (5024) Test Company: ETS Score Range: 100-200	All enrolled students who have completed all nonclinical courses, 2018-19						54	51	94%	170
	Other enrolled students, 2018-19						105	89	85%	170
	All program completers, 2018-19	1				160	168	163	97%	172
	All program completers, 2017-18	1				160	233	232	100%	172
	All program completers, 2016-17	1				160	237	230	97%	172
ELEM ED CONTENT KNOWLEDGE (DISCONTINUED) (5014) Test Company: ETS Score Range: 100-200	All enrolled students who have completed all nonclinical courses, 2018-19									
	Other enrolled students, 2018-19									
	All program completers, 2018-19									
	All program completers, 2017-18						3			
	All program completers, 2016-17	1				140	41	41	100%	159


Single Assessment Institution-Level Pass Rate Data: Traditional Teacher Preparation Program Within IHE

		HEOA - Title II 2018 - 2019 Academic Year								
Institution Name	BELMONT UNIVERSITY									
Institution Code	1058									
State	Tennessee									
							February 3, 2020			
Assessment Information ¹	Group	Number Taking Assessment	Number Passing Assessment	Institutional Pass Rate	Institutional Average Scaled Score	Assessment Cut Score ²	Statewide			
							Number Taking Assessment	Number Passing Assessment	Statewide Pass Rate	Statewide Average Scaled Score
ELEM ED CONTENT KNOWLEDGE (5018) Test Company: ETS Score Range: 100-200	All enrolled students who have completed all nonclinical courses, 2018-19						316	273	86%	170
	Other enrolled students, 2018-19	11	9	82%	166	163	681	567	83%	171
	All program completers, 2018-19	24	21	88%	171	163	1084	1074	99%	174
	All program completers, 2017-18	18	18	100%	175	163	1137	1122	99%	174
	All program completers, 2016-17	16	15	94%	177	163	1121	1103	98%	174
ELEM ED CURR INSTRUC ASSESSMENT (DISC) (0011) Test Company: ETS Score Range: 100-200	All enrolled students who have completed all nonclinical courses, 2018-19									
	Other enrolled students, 2018-19									
	All program completers, 2018-19									
	All program completers, 2017-18									
	All program completers, 2016-17						5			
ELEM ED CURR INSTRUC ASSESSMENT (5017) Test Company: ETS Score Range: 100-200	All enrolled students who have completed all nonclinical courses, 2018-19						158	158	100%	170
	Other enrolled students, 2018-19	2				153	131	117	89%	169
	All program completers, 2018-19	15	15	100%	179	153	901	901	100%	172
	All program completers, 2017-18	15	15	100%	174	153	896	894	100%	172
	All program completers, 2016-17	14	14	100%	173	153	904	901	100%	172
ELEM ED MULTI SUBJ MATHEMATICS (5003) Test Company: ETS Score Range: 100-200	All enrolled students who have completed all nonclinical courses, 2018-19						38	33	87%	173
	Other enrolled students, 2018-19	5				157	45	42	93%	176
	All program completers, 2018-19	1				157	9			
	All program completers, 2017-18									
	All program completers, 2016-17									

Single Assessment Institution-Level Pass Rate Data: *Traditional Teacher Preparation Program Within IHE*

		HEOA - Title II 2018 - 2019 Academic Year								
Institution Name		BELMONT UNIVERSITY								
Institution Code		1058								
State		Tennessee								
							February 3, 2020			
Assessment Information ¹	Group	Number Taking Assessment	Number Passing Assessment	Institutional Pass Rate	Institutional Average Scaled Score	Assessment Cut Score ²	Statewide			
							Number Taking Assessment	Number Passing Assessment	Statewide Pass Rate	Statewide Average Scaled Score
ELEM ED MULTI SUBJ READING LANG ARTS (5002) Test Company: ETS Score Range: 100-200	All enrolled students who have completed all nonclinical courses, 2018-19						40	39	98%	172
	Other enrolled students, 2018-19	5				157	46	42	91%	170
	All program completers, 2018-19	1				157	9			
	All program completers, 2017-18									
	All program completers, 2016-17									
ELEM ED MULTI SUBJ SCIENCES (5005) Test Company: ETS Score Range: 100-200	All enrolled students who have completed all nonclinical courses, 2018-19						38	36	95%	172
	Other enrolled students, 2018-19	5				159	40	32	80%	169
	All program completers, 2018-19	1				159	8			
	All program completers, 2017-18									
	All program completers, 2016-17									
ELEM ED MULTI SUBJ SOCIAL STUDIES (5004) Test Company: ETS Score Range: 100-200	All enrolled students who have completed all nonclinical courses, 2018-19						38	36	95%	170
	Other enrolled students, 2018-19	5				155	39	30	77%	164
	All program completers, 2018-19	1				155	9			
	All program completers, 2017-18									
	All program completers, 2016-17									
ENG LANG LIT COMP CONTENT KNOWLEDGE (DISC) (0041) Test Company: ETS Score Range: 100-200	All enrolled students who have completed all nonclinical courses, 2018-19									
	Other enrolled students, 2018-19									
	All program completers, 2018-19									
	All program completers, 2017-18									
	All program completers, 2016-17						2			


Single Assessment Institution-Level Pass Rate Data: Traditional Teacher Preparation Program Within IHE

	HEOA - Title II 2018 - 2019 Academic Year	
	Institution Name	BELMONT UNIVERSITY
	Institution Code	1058
	State	Tennessee

February 3, 2020

Assessment Information ¹	Group	Number Taking Assessment	Number Passing Assessment	Institutional Pass Rate	Institutional Average Scaled Score	Assessment Cut Score ²	Statewide			
							Number Taking Assessment	Number Passing Assessment	Statewide Pass Rate	Statewide Average Scaled Score
ENGLISH LANGUAGE ARTS: CK (5038) Test Company: ETS Score Range: 100-200	All enrolled students who have completed all nonclinical courses, 2018-19						37	36	97%	179
	Other enrolled students, 2018-19	4				167	77	75	97%	181
	All program completers, 2018-19	2				167	137	137	100%	181
	All program completers, 2017-18	4				167	124	124	100%	183
	All program completers, 2016-17	3				167	150	150	100%	182
ENGLISH TO SPEAKERS OF OTHER LANGUAGES (DISC) (5361) Test Company: ETS Score Range: 100-200	All enrolled students who have completed all nonclinical courses, 2018-19									
	Other enrolled students, 2018-19									
	All program completers, 2018-19						1			
	All program completers, 2017-18						24	24	100%	162
	All program completers, 2016-17						67	67	100%	159
ENGLISH TO SPEAKERS OF OTHER LANGUAGES (5362) Test Company: ETS Score Range: 100-200	All enrolled students who have completed all nonclinical courses, 2018-19						9			
	Other enrolled students, 2018-19						26	25	96%	175
	All program completers, 2018-19						83	83	100%	176
	All program completers, 2017-18						70	70	100%	176
	All program completers, 2016-17						12	12	100%	184
FAMILY AND CONSUMER SCIENCES (5122) Test Company: ETS Score Range: 100-200	All enrolled students who have completed all nonclinical courses, 2018-19									
	Other enrolled students, 2018-19						2			
	All program completers, 2018-19						1			
	All program completers, 2017-18						9			
	All program completers, 2016-17						7			


Single Assessment Institution-Level Pass Rate Data: Traditional Teacher Preparation Program Within IHE

	HEOA - Title II 2018 - 2019 Academic Year	
	Institution Name	BELMONT UNIVERSITY
	Institution Code	1058
	State	Tennessee


February 3, 2020

Assessment Information ¹	Group	Number Taking Assessment	Number Passing Assessment	Institutional Pass Rate	Institutional Average Scaled Score	Assessment Cut Score ²	Statewide				
							Number Taking Assessment	Number Passing Assessment	Statewide Pass Rate	Statewide Average Scaled Score	
FRENCH WORLD LANGUAGE (5174) Test Company: ETS Score Range: 100-200	All enrolled students who have completed all nonclinical courses, 2018-19										
	Other enrolled students, 2018-19										
	All program completers, 2018-19						2				
	All program completers, 2017-18						2				
	All program completers, 2016-17						5				
GEOGRAPHY (5921) Test Company: ETS Score Range: 100-200	All enrolled students who have completed all nonclinical courses, 2018-19						1				
	Other enrolled students, 2018-19						1				
	All program completers, 2018-19						2				
	All program completers, 2017-18						6				
	All program completers, 2016-17						5				
GERMAN WORLD LANGUAGE (5183) Test Company: ETS Score Range: 100-200	All enrolled students who have completed all nonclinical courses, 2018-19										
	Other enrolled students, 2018-19						1				
	All program completers, 2018-19										
	All program completers, 2017-18										
	All program completers, 2016-17										
GIFTED EDUCATION (5358) Test Company: ETS Score Range: 100-200	All enrolled students who have completed all nonclinical courses, 2018-19										
	Other enrolled students, 2018-19										
	All program completers, 2018-19										
	All program completers, 2017-18										
	All program completers, 2016-17							1			


Single Assessment Institution-Level Pass Rate Data: Traditional Teacher Preparation Program Within IHE

		HEOA - Title II 2018 - 2019 Academic Year								
Institution Name	BELMONT UNIVERSITY									
Institution Code	1058									
State	Tennessee									
							<i>February 3, 2020</i>			
Assessment Information ¹	Group	Number Taking Assessment	Number Passing Assessment	Institutional Pass Rate	Institutional Average Scaled Score	Assessment Cut Score ²	Statewide			
							Number Taking Assessment	Number Passing Assessment	Statewide Pass Rate	Statewide Average Scaled Score
GOVERNMENT POLITICAL SCIENCE (5931) Test Company: ETS Score Range: 100-200	All enrolled students who have completed all nonclinical courses, 2018-19						1			
	Other enrolled students, 2018-19						4			
	All program completers, 2018-19						14	14	100%	172
	All program completers, 2017-18						12	12	100%	171
	All program completers, 2016-17						15	15	100%	166
HEALTH EDUCATION (5551) Test Company: ETS Score Range: 100-200	All enrolled students who have completed all nonclinical courses, 2018-19						8			
	Other enrolled students, 2018-19						6			
	All program completers, 2018-19						22	22	100%	161
	All program completers, 2017-18						36	36	100%	164
	All program completers, 2016-17						40	40	100%	160
LATIN (5601) Test Company: ETS Score Range: 100-200	All enrolled students who have completed all nonclinical courses, 2018-19									
	Other enrolled students, 2018-19									
	All program completers, 2018-19						2			
	All program completers, 2017-18						1			
	All program completers, 2016-17	1					141	3		
LIBRARY MEDIA SPECIALIST (5311) Test Company: ETS Score Range: 100-200	All enrolled students who have completed all nonclinical courses, 2018-19									
	Other enrolled students, 2018-19						1			
	All program completers, 2018-19						3			
	All program completers, 2017-18						6			
	All program completers, 2016-17									


Single Assessment Institution-Level Pass Rate Data: Traditional Teacher Preparation Program Within IHE

		HEOA - Title II 2018 - 2019 Academic Year								
Institution Name	BELMONT UNIVERSITY									
Institution Code	1058									
State	Tennessee									
							<i>February 3, 2020</i>			
Assessment Information ¹	Group	Number Taking Assessment	Number Passing Assessment	Institutional Pass Rate	Institutional Average Scaled Score	Assessment Cut Score ²	Statewide			
							Number Taking Assessment	Number Passing Assessment	Statewide Pass Rate	Statewide Average Scaled Score
MATHEMATICS CONTENT KNOWLEDGE (5161) Test Company: ETS Score Range: 100-200	All enrolled students who have completed all nonclinical courses, 2018-19						10	6	60%	157
	Other enrolled students, 2018-19	3				160	45	27	60%	161
	All program completers, 2018-19	2				160	51	50	98%	170
	All program completers, 2017-18	5				160	63	62	98%	170
	All program completers, 2016-17	1				160	72	69	96%	168
MIDDLE SCHOOL CONTENT KNOWLEDGE (5146) Test Company: ETS Score Range: 100-200	All enrolled students who have completed all nonclinical courses, 2018-19									
	Other enrolled students, 2018-19						4			
	All program completers, 2018-19						2			
	All program completers, 2017-18	5				150	53	50	94%	163
	All program completers, 2016-17	2				150	125	125	100%	167
MIDDLE SCHOOL ENG LANG ARTS (5047) Test Company: ETS Score Range: 100-200	All enrolled students who have completed all nonclinical courses, 2018-19						1			
	Other enrolled students, 2018-19						6			
	All program completers, 2018-19						5			
	All program completers, 2017-18						4			
	All program completers, 2016-17						1			
MIDDLE SCHOOL MATHEMATICS (5169) Test Company: ETS Score Range: 100-200	All enrolled students who have completed all nonclinical courses, 2018-19						12	11	92%	168
	Other enrolled students, 2018-19						26	21	81%	173
	All program completers, 2018-19						32	32	100%	175
	All program completers, 2017-18						12	12	100%	173
	All program completers, 2016-17						4			

Single Assessment Institution-Level Pass Rate Data: Traditional Teacher Preparation Program Within IHE


		HEOA - Title II 2018 - 2019 Academic Year								
Institution Name	BELMONT UNIVERSITY									
Institution Code	1058									
State	Tennessee									
							February 3, 2020			
Assessment Information ¹	Group	Number Taking Assessment	Number Passing Assessment	Institutional Pass Rate	Institutional Average Scaled Score	Assessment Cut Score ²	Statewide			
							Number Taking Assessment	Number Passing Assessment	Statewide Pass Rate	Statewide Average Scaled Score
MIDDLE SCHOOL SCIENCE (5440) Test Company: ETS Score Range: 100-200	All enrolled students who have completed all nonclinical courses, 2018-19						1			
	Other enrolled students, 2018-19						9			
	All program completers, 2018-19						9			
	All program completers, 2017-18						8			
	All program completers, 2016-17						1			
MIDDLE SCHOOL SOCIAL STUDIES (5089) Test Company: ETS Score Range: 100-200	All enrolled students who have completed all nonclinical courses, 2018-19						1			
	Other enrolled students, 2018-19						7			
	All program completers, 2018-19						7			
	All program completers, 2017-18						4			
	All program completers, 2016-17									
MUSIC CONTENT & INSTRUCTION (5114) Test Company: ETS Score Range: 100-200	All enrolled students who have completed all nonclinical courses, 2018-19						17	17	100%	172
	Other enrolled students, 2018-19	1				162	48	34	71%	165
	All program completers, 2018-19	11	11	100%	170	162	117	115	98%	171
	All program completers, 2017-18	9				162	99	99	100%	170
	All program completers, 2016-17	11	9	82%	170	162	142	134	94%	170
PHYSICAL ED CONTENT AND DESIGN (5095) Test Company: ETS Score Range: 100-200	All enrolled students who have completed all nonclinical courses, 2018-19						28	23	82%	173
	Other enrolled students, 2018-19						39	23	59%	168
	All program completers, 2018-19						83	79	95%	174
	All program completers, 2017-18						80	76	95%	172
	All program completers, 2016-17						102	100	98%	170

Single Assessment Institution-Level Pass Rate Data: Traditional Teacher Preparation Program Within IHE


		HEOA - Title II 2018 - 2019 Academic Year								
Institution Name		BELMONT UNIVERSITY								
Institution Code		1058								
State		Tennessee								
							Statewide			
Assessment Information ¹	Group	Number Taking Assessment	Number Passing Assessment	Institutional Pass Rate	Institutional Average Scaled Score	Assessment Cut Score ²	Number Taking Assessment	Number Passing Assessment	Statewide Pass Rate	Statewide Average Scaled Score
PHYSICS CONTENT KNOWLEDGE (5265) Test Company: ETS Score Range: 100-200	All enrolled students who have completed all nonclinical courses, 2018-19									
	Other enrolled students, 2018-19									
	All program completers, 2018-19						7			
	All program completers, 2017-18						3			
	All program completers, 2016-17						7			
PRINC LEARNING AND TEACHING 5-9 (5623) Test Company: ETS Score Range: 100-200	All enrolled students who have completed all nonclinical courses, 2018-19						2			
	Other enrolled students, 2018-19						8			
	All program completers, 2018-19	3				160	31	30	97%	173
	All program completers, 2017-18	3				160	63	62	98%	174
	All program completers, 2016-17	3				158	110	108	98%	175
PRINC LEARNING AND TEACHING 7-12 (5624) Test Company: ETS Score Range: 100-200	All enrolled students who have completed all nonclinical courses, 2018-19						34	34	100%	174
	Other enrolled students, 2018-19	8				157	65	62	95%	170
	All program completers, 2018-19	19	19	100%	180	157	215	214	100%	176
	All program completers, 2017-18	21	21	100%	178	157	412	410	100%	177
	All program completers, 2016-17	16	16	100%	177	155	620	618	100%	175
PRINC LEARNING AND TEACHING EARLY CHILD (5621) Test Company: ETS Score Range: 100-200	All enrolled students who have completed all nonclinical courses, 2018-19						9			
	Other enrolled students, 2018-19						19	14	74%	164
	All program completers, 2018-19	1				157	52	51	98%	170
	All program completers, 2017-18	1				157	181	181	100%	171
	All program completers, 2016-17	3				155	204	201	99%	169

February 3, 2020


Single Assessment Institution-Level Pass Rate Data: Traditional Teacher Preparation Program Within IHE

		HEOA - Title II 2018 - 2019 Academic Year								
Institution Name		BELMONT UNIVERSITY								
Institution Code		1058								
State		Tennessee								
							<i>February 3, 2020</i>			
Assessment Information ¹	Group	Number Taking Assessment	Number Passing Assessment	Institutional Pass Rate	Institutional Average Scaled Score	Assessment Cut Score ²	Statewide			
							Number Taking Assessment	Number Passing Assessment	Statewide Pass Rate	Statewide Average Scaled Score
PRINC LEARNING AND TEACHING K-6 (5622) Test Company: ETS Score Range: 100-200	All enrolled students who have completed all nonclinical courses, 2018-19						81	78	96%	175
	Other enrolled students, 2018-19	7				160	109	91	83%	170
	All program completers, 2018-19	27	26	96%	180	160	360	357	99%	177
	All program completers, 2017-18	22	22	100%	177	160	604	603	100%	176
	All program completers, 2016-17	21	21	100%	179	158	1040	1038	100%	176
PSYCHOLOGY (5391) Test Company: ETS Score Range: 100-200	All enrolled students who have completed all nonclinical courses, 2018-19									
	Other enrolled students, 2018-19						3			
	All program completers, 2018-19						5			
	All program completers, 2017-18						1			
	All program completers, 2016-17						2			
READING ACROSS CURRICULUM ELEM (5201) Test Company: ETS Score Range: 100-200	All enrolled students who have completed all nonclinical courses, 2018-19									
	Other enrolled students, 2018-19									
	All program completers, 2018-19									
	All program completers, 2017-18									
	All program completers, 2016-17						4			
SE CK AND MILD TO MODERATE APPL (5543) Test Company: ETS Score Range: 100-200	All enrolled students who have completed all nonclinical courses, 2018-19						64	61	95%	169
	Other enrolled students, 2018-19						62	52	84%	169
	All program completers, 2018-19						143	143	100%	175
	All program completers, 2017-18						140	140	100%	173
	All program completers, 2016-17						128	127	99%	174


Single Assessment Institution-Level Pass Rate Data: Traditional Teacher Preparation Program Within IHE

		HEOA - Title II 2018 - 2019 Academic Year								
Institution Name		BELMONT UNIVERSITY								
Institution Code		1058								
State		Tennessee								
							Statewide February 3, 2020			
Assessment Information ¹	Group	Number Taking Assessment	Number Passing Assessment	Institutional Pass Rate	Institutional Average Scaled Score	Assessment Cut Score ²	Number Taking Assessment	Number Passing Assessment	Statewide Pass Rate	Statewide Average Scaled Score
SE CK AND SEVERE TO PROF APPL (5545) Test Company: ETS Score Range: 100-200	All enrolled students who have completed all nonclinical courses, 2018-19						6			
	Other enrolled students, 2018-19						41	41	100%	181
	All program completers, 2018-19						77	77	100%	178
	All program completers, 2017-18						92	92	100%	178
	All program completers, 2016-17						85	85	100%	179
SE CORE KNOWLEDGE & APPLICATIONS (5354) Test Company: ETS Score Range: 100-200	All enrolled students who have completed all nonclinical courses, 2018-19						16	16	100%	171
	Other enrolled students, 2018-19						39	38	97%	174
	All program completers, 2018-19						52	52	100%	176
	All program completers, 2017-18						94	94	100%	174
	All program completers, 2016-17						84	84	100%	173
SE TEACHING STU WVISUAL IMPAIRMENT (5282) Test Company: ETS Score Range: 100-200	All enrolled students who have completed all nonclinical courses, 2018-19									
	Other enrolled students, 2018-19									
	All program completers, 2018-19						2			
	All program completers, 2017-18						1			
	All program completers, 2016-17						1			
SE: PRESCHOOL EARLY CHILDHOOD (5691) Test Company: ETS Score Range: 100-200	All enrolled students who have completed all nonclinical courses, 2018-19						17	17	100%	171
	Other enrolled students, 2018-19						31	29	94%	170
	All program completers, 2018-19						44	44	100%	174
	All program completers, 2017-18						96	96	100%	173
	All program completers, 2016-17						84	82	98%	171


Single Assessment Institution-Level Pass Rate Data: Traditional Teacher Preparation Program Within IHE

		HEOA - Title II 2018 - 2019 Academic Year								
Institution Name	BELMONT UNIVERSITY									
Institution Code	1058									
State	Tennessee									
							<i>February 3, 2020</i>			
Assessment Information ¹	Group	Number Taking Assessment	Number Passing Assessment	Institutional Pass Rate	Institutional Average Scaled Score	Assessment Cut Score ²	Statewide			
							Number Taking Assessment	Number Passing Assessment	Statewide Pass Rate	Statewide Average Scaled Score
SOCIOLOGY (5952) Test Company: ETS Score Range: 100-200	All enrolled students who have completed all nonclinical courses, 2018-19									
	Other enrolled students, 2018-19									
	All program completers, 2018-19									
	All program completers, 2017-18									
	All program completers, 2016-17	1				154	1			
SPANISH WORLD LANGUAGE (5195) Test Company: ETS Score Range: 100-200	All enrolled students who have completed all nonclinical courses, 2018-19						1			
	Other enrolled students, 2018-19	2				163	17	9	53%	167
	All program completers, 2018-19						11	9	82%	172
	All program completers, 2017-18						14	13	93%	174
	All program completers, 2016-17	1				163	15	13	87%	172
SPEECH LANGUAGE PATHOLOGY (5331) Test Company: ETS Score Range: 100-200	All enrolled students who have completed all nonclinical courses, 2018-19									
	Other enrolled students, 2018-19									
	All program completers, 2018-19									
	All program completers, 2017-18									
	All program completers, 2016-17						18	18	100%	174
TEACHING READING: ELEM EDUCATION (5203) Test Company: ETS Score Range: 100-200	All enrolled students who have completed all nonclinical courses, 2018-19						344	330	96%	174
	Other enrolled students, 2018-19	3				162	623	581	93%	174
	All program completers, 2018-19	21	20	95%	181	162	1287	1281	100%	176
	All program completers, 2017-18	18	17	94%	176	162	1349	1340	99%	177
	All program completers, 2016-17	19	19	100%	179	162	1380	1365	99%	175


Single Assessment Institution-Level Pass Rate Data: Traditional Teacher Preparation Program Within IHE

		HEOA - Title II 2018 - 2019 Academic Year								
Institution Name	BELMONT UNIVERSITY									
Institution Code	1058									
State	Tennessee									
							<i>February 3, 2020</i>			
Assessment Information ¹	Group	Number Taking Assessment	Number Passing Assessment	Institutional Pass Rate	Institutional Average Scaled Score	Assessment Cut Score ²	Statewide			
							Number Taking Assessment	Number Passing Assessment	Statewide Pass Rate	Statewide Average Scaled Score
TECHNOLOGY EDUCATION (5051) Test Company: ETS Score Range: 100-200	All enrolled students who have completed all nonclinical courses, 2018-19									
	Other enrolled students, 2018-19						1			
	All program completers, 2018-19									
	All program completers, 2017-18									
	All program completers, 2016-17									
THEATRE (5641) Test Company: ETS Score Range: 100-200	All enrolled students who have completed all nonclinical courses, 2018-19						2			
	Other enrolled students, 2018-19	2				159	4			
	All program completers, 2018-19						6			
	All program completers, 2017-18	1				159	10	10	100%	171
	All program completers, 2016-17	2				159	6			
WORLD AND U.S. HISTORY CK (5941) Test Company: ETS Score Range: 100-200	All enrolled students who have completed all nonclinical courses, 2018-19						38	29	76%	162
	Other enrolled students, 2018-19	2				157	92	63	68%	162
	All program completers, 2018-19	4				157	127	121	95%	166
	All program completers, 2017-18	3				157	151	146	97%	165
	All program completers, 2016-17	1				136	126	126	100%	159
EDTPA: AGRICULTURAL EDUCATION (TPA0100) Test Company: E.S. Pearson* Score Range: 15-75	All enrolled students who have completed all nonclinical courses, 2018-19									
	Other enrolled students, 2018-19									
	All program completers, 2018-19						14	14	100%	53
	All program completers, 2017-18						3			
	All program completers, 2016-17									


Single Assessment Institution-Level Pass Rate Data: Traditional Teacher Preparation Program Within IHE

		HEOA - Title II 2018 - 2019 Academic Year								
Institution Name	BELMONT UNIVERSITY									
Institution Code	1058									
State	Tennessee									
							<i>February 3, 2020</i>			
Assessment Information ¹	Group	Number Taking Assessment	Number Passing Assessment	Institutional Pass Rate	Institutional Average Scaled Score	Assessment Cut Score ²	Statewide			
							Number Taking Assessment	Number Passing Assessment	Statewide Pass Rate	Statewide Average Scaled Score
EDTPA: FAMILY AND CONSUMER SCIENCES (TPA0117) Test Company: E.S. Pearson* Score Range: 15-75	All enrolled students who have completed all nonclinical courses, 2018-19									
	Other enrolled students, 2018-19									
	All program completers, 2018-19									
	All program completers, 2017-18						3			
	All program completers, 2016-17									
EDTPA: BUSINESS EDUCATION (TPA0102) Test Company: E.S. Pearson* Score Range: 15-75	All enrolled students who have completed all nonclinical courses, 2018-19									
	Other enrolled students, 2018-19									
	All program completers, 2018-19						6			
	All program completers, 2017-18						3			
	All program completers, 2016-17									
EDTPA: CLASSICAL LANGUAGES (TPA0104) Test Company: E.S. Pearson* Score Range: 13-65	All enrolled students who have completed all nonclinical courses, 2018-19									
	Other enrolled students, 2018-19									
	All program completers, 2018-19						1			
	All program completers, 2017-18						1			
	All program completers, 2016-17									
EDTPA: EARLY CHILDHOOD (TPA0014) Test Company: E.S. Pearson* Score Range: 15-75	All enrolled students who have completed all nonclinical courses, 2018-19						1			
	Other enrolled students, 2018-19						2			
	All program completers, 2018-19						102	99	97%	45
	All program completers, 2017-18						55	55	100%	46
	All program completers, 2016-17									


Single Assessment Institution-Level Pass Rate Data: Traditional Teacher Preparation Program Within IHE

		HEOA - Title II 2018 - 2019 Academic Year								
Institution Name	BELMONT UNIVERSITY									
Institution Code	1058									
State	Tennessee									
							<i>February 3, 2020</i>			
Assessment Information ¹	Group	Number Taking Assessment	Number Passing Assessment	Institutional Pass Rate	Institutional Average Scaled Score	Assessment Cut Score ²	Statewide			
							Number Taking Assessment	Number Passing Assessment	Statewide Pass Rate	Statewide Average Scaled Score
EDTPA: ELEMENTARY EDUCATION (TPA0110) Test Company: E.S. Pearson* Score Range: 18-90	All enrolled students who have completed all nonclinical courses, 2018-19						1			
	Other enrolled students, 2018-19						1			
	All program completers, 2018-19						86	86	100%	55
	All program completers, 2017-18						42	42	100%	59
	All program completers, 2016-17									
EDTPA: ELEMENTARY LITERACY (TPA0001) Test Company: E.S. Pearson* Score Range: 15-75	All enrolled students who have completed all nonclinical courses, 2018-19									
	Other enrolled students, 2018-19									
	All program completers, 2018-19						237	237	100%	48
	All program completers, 2017-18						186	185	99%	48
	All program completers, 2016-17									
EDTPA: ELEMENTARY MATHEMATICS (TPA0002) Test Company: E.S. Pearson* Score Range: 15-75	All enrolled students who have completed all nonclinical courses, 2018-19						2			
	Other enrolled students, 2018-19						3			
	All program completers, 2018-19						248	248	100%	48
	All program completers, 2017-18						175	175	100%	48
	All program completers, 2016-17									
EDTPA: ENGLISH AS AN ADDITIONAL LANGUAGE (TPA0115) Test Company: E.S. Pearson* Score Range: 15-75	All enrolled students who have completed all nonclinical courses, 2018-19									
	Other enrolled students, 2018-19									
	All program completers, 2018-19						20	20	100%	53
	All program completers, 2017-18						9			
	All program completers, 2016-17									


Single Assessment Institution-Level Pass Rate Data: Traditional Teacher Preparation Program Within IHE

		HEOA - Title II 2018 - 2019 Academic Year								
Institution Name	BELMONT UNIVERSITY									
Institution Code	1058									
State	Tennessee									
							<i>February 3, 2020</i>			
Assessment Information ¹	Group	Number Taking Assessment	Number Passing Assessment	Institutional Pass Rate	Institutional Average Scaled Score	Assessment Cut Score ²	Statewide			
							Number Taking Assessment	Number Passing Assessment	Statewide Pass Rate	Statewide Average Scaled Score
EDTPA: HEALTH EDUCATION (TPA0119) Test Company: E.S. Pearson* Score Range: 15-75	All enrolled students who have completed all nonclinical courses, 2018-19									
	Other enrolled students, 2018-19									
	All program completers, 2018-19									
	All program completers, 2017-18						2			
	All program completers, 2016-17									
EDTPA: K-12 PERFORMING ARTS (TPA0021) Test Company: E.S. Pearson* Score Range: 15-75	All enrolled students who have completed all nonclinical courses, 2018-19									
	Other enrolled students, 2018-19						1			
	All program completers, 2018-19	1				37	78	77	99%	47
	All program completers, 2017-18						41	41	100%	48
	All program completers, 2016-17									
EDTPA: K-12 PHYSICAL EDUCATION (TPA0011) Test Company: E.S. Pearson* Score Range: 15-75	All enrolled students who have completed all nonclinical courses, 2018-19						1			
	Other enrolled students, 2018-19									
	All program completers, 2018-19						47	46	98%	43
	All program completers, 2017-18						21	21	100%	45
	All program completers, 2016-17									
EDTPA: LIBRARY SPECIALIST (TPA0127) Test Company: E.S. Pearson* Score Range: 15-75	All enrolled students who have completed all nonclinical courses, 2018-19									
	Other enrolled students, 2018-19									
	All program completers, 2018-19						1			
	All program completers, 2017-18						1			
	All program completers, 2016-17									


Single Assessment Institution-Level Pass Rate Data: Traditional Teacher Preparation Program Within IHE

		HEOA - Title II 2018 - 2019 Academic Year								
Institution Name	BELMONT UNIVERSITY									
Institution Code	1058									
State	Tennessee									
							<i>February 3, 2020</i>			
Assessment Information ¹	Group	Number Taking Assessment	Number Passing Assessment	Institutional Pass Rate	Institutional Average Scaled Score	Assessment Cut Score ²	Statewide			
							Number Taking Assessment	Number Passing Assessment	Statewide Pass Rate	Statewide Average Scaled Score
EDTPA: MIDDLE CHILDHOOD HISTORY-SOCIAL STUDIES (TPA0019) Test Company: E.S. Pearson* Score Range: 15-75	All enrolled students who have completed all nonclinical courses, 2018-19									
	Other enrolled students, 2018-19						1			
	All program completers, 2018-19						3			
	All program completers, 2017-18									
	All program completers, 2016-17									
EDTPA: MIDDLE CHILDHOOD MATHEMATICS (TPA0016) Test Company: E.S. Pearson* Score Range: 15-75	All enrolled students who have completed all nonclinical courses, 2018-19									
	Other enrolled students, 2018-19									
	All program completers, 2018-19						17	17	100%	48
	All program completers, 2017-18						7			
	All program completers, 2016-17									
EDTPA: MIDDLE CHILDHOOD SCIENCE (TPA0017) Test Company: E.S. Pearson* Score Range: 15-75	All enrolled students who have completed all nonclinical courses, 2018-19									
	Other enrolled students, 2018-19									
	All program completers, 2018-19						6			
	All program completers, 2017-18									
	All program completers, 2016-17									
EDTPA: SECONDARY ENGLISH LANGUAGE ARTS (TPA0003) Test Company: E.S. Pearson* Score Range: 15-75	All enrolled students who have completed all nonclinical courses, 2018-19									
	Other enrolled students, 2018-19									
	All program completers, 2018-19						83	83	100%	50
	All program completers, 2017-18						41	41	100%	51
	All program completers, 2016-17									

Single Assessment Institution-Level Pass Rate Data: Traditional Teacher Preparation Program Within IHE

		HEOA - Title II 2018 - 2019 Academic Year								
Institution Name	BELMONT UNIVERSITY									
Institution Code	1058									
State	Tennessee									
							<i>February 3, 2020</i>			
Assessment Information ¹	Group	Number Taking Assessment	Number Passing Assessment	Institutional Pass Rate	Institutional Average Scaled Score	Assessment Cut Score ²	Statewide			
							Number Taking Assessment	Number Passing Assessment	Statewide Pass Rate	Statewide Average Scaled Score
EDTPA: SECONDARY HISTORY-SOCIAL STUDIES (TPA0004) Test Company: E.S. Pearson* Score Range: 15-75	All enrolled students who have completed all nonclinical courses, 2018-19									
	Other enrolled students, 2018-19						1			
	All program completers, 2018-19						79	79	100%	47
	All program completers, 2017-18						54	54	100%	47
	All program completers, 2016-17									
EDTPA: SECONDARY MATHEMATICS (TPA0005) Test Company: E.S. Pearson* Score Range: 15-75	All enrolled students who have completed all nonclinical courses, 2018-19									
	Other enrolled students, 2018-19						1			
	All program completers, 2018-19						38	37	97%	44
	All program completers, 2017-18						17	17	100%	45
	All program completers, 2016-17									
EDTPA: SECONDARY SCIENCE (TPA0006) Test Company: E.S. Pearson* Score Range: 15-75	All enrolled students who have completed all nonclinical courses, 2018-19									
	Other enrolled students, 2018-19									
	All program completers, 2018-19						54	54	100%	46
	All program completers, 2017-18						26	25	96%	45
	All program completers, 2016-17									
EDTPA: SPECIAL EDUCATION (TPA0012) Test Company: E.S. Pearson* Score Range: 15-75	All enrolled students who have completed all nonclinical courses, 2018-19									
	Other enrolled students, 2018-19									
	All program completers, 2018-19						140	137	98%	47
	All program completers, 2017-18						95	92	97%	47
	All program completers, 2016-17									

Single Assessment Institution-Level Pass Rate Data: Traditional Teacher Preparation Program Within IHE

		HEOA - Title II 2018 - 2019 Academic Year								
Institution Name		BELMONT UNIVERSITY								
Institution Code		1058								
State		Tennessee								
							February 3, 2020			
Assessment Information ¹	Group	Number Taking Assessment	Number Passing Assessment	Institutional Pass Rate	Institutional Average Scaled Score	Assessment Cut Score ²	Statewide			
							Number Taking Assessment	Number Passing Assessment	Statewide Pass Rate	Statewide Average Scaled Score
EDTPA: VISUAL ARTS (TPA0015) Test Company: E.S. Pearson* Score Range: 15-75	All enrolled students who have completed all nonclinical courses, 2018-19									
	Other enrolled students, 2018-19									
	All program completers, 2018-19						22	22	100%	52
	All program completers, 2017-18						12	12	100%	50
	All program completers, 2016-17									
EDTPA: WORLD LANGUAGES (TPA0020) Test Company: E.S. Pearson* Score Range: 13-65	All enrolled students who have completed all nonclinical courses, 2018-19									
	Other enrolled students, 2018-19						1			
	All program completers, 2018-19						3			
	All program completers, 2017-18						8			
	All program completers, 2016-17									
MATHEMATICS (MIDDLE GRADES AND EARLY SECONDARY) (ESP0105) Test Company: E.S. Pearson* Score Range: 100-300	All enrolled students who have completed all nonclinical courses, 2018-19									
	Other enrolled students, 2018-19						1			
	All program completers, 2018-19									
	All program completers, 2017-18									
	All program completers, 2016-17									
MATHEMATICS (ESP0304) Test Company: E.S. Pearson* Score Range: 100-300	All enrolled students who have completed all nonclinical courses, 2018-19						2			
	Other enrolled students, 2018-19						3			
	All program completers, 2018-19						2			
	All program completers, 2017-18									
	All program completers, 2016-17									

Note: In cases where there are less than ten students taking the assessment or license/certificate, the number passing and pass rate are not reported.

¹Tests with multiple delivery options (computer, paper, etc.) will be noted with the assessment code for one format only.

²Cut scores may vary for groups depending upon when the cut scores are established by the state and when each group completed their teacher certification or licensure assessment.

*Questions regarding tests listed by this testing company must be addressed to your state Title II Coordinator.