


**Summary Institution-Level Pass Rate Data: *Alternative Teacher Preparation Program Within IHE***

		<p align="center"><b>HEOA - Title II 2018 - 2019 Academic Year</b></p>				
<b>Institution Name</b>		BELMONT UNIVERSITY				
<b>Institution Code</b>		1058				
<b>State</b>		Tennessee				
<i>February 3, 2020</i>						
				<b>Statewide</b>		
<b>Group</b>	<b>Number Taking Assessment<sup>1</sup></b>	<b>Number Passing Assessment<sup>2</sup></b>	<b>Institutional Pass Rate</b>	<b>Number Taking Assessment<sup>1</sup></b>	<b>Number Passing Assessment<sup>2</sup></b>	<b>Statewide Pass Rate</b>
All program completers, 2018-19	3			591	563	95%
All program completers, 2017-18	2			474	452	95%
All program completers, 2016-17	2			382	368	96%
All program completers, combined 2016/17-2018/19 <sup>3</sup>	7					


Note: In cases where there are less than ten students taking the assessment or license/certificate, the number passing and pass rate are not reported.

<sup>1</sup> Number of completers taking one or more assessments within their area of specialization.


<sup>2</sup> Summary level "Number Taking Assessment" may differ from assessment level "Number Taking Assessment" because each student is counted once at the summary level but may be counted in multiple assessments at the assessment level.

<sup>3</sup> When two or more completer groups have fewer than ten completers, data is combined across the three completer years into an additional completer group for the Summary pass rates.

Single Assessment Institution-Level Pass Rate Data: *Alternative Teacher Preparation Program Within IHE*

		<b>HEOA - Title II 2018 - 2019 Academic Year</b>								
<b>Institution Name</b>	BELMONT UNIVERSITY									
<b>Institution Code</b>	1058									
<b>State</b>	Tennessee									
							February 3, 2020			
Assessment Information <sup>1</sup>	Group	Number Taking Assessment	Number Passing Assessment	Institutional Pass Rate	Institutional Average Scaled Score	Assessment Cut Score <sup>2</sup>	Statewide			
							Number Taking Assessment	Number Passing Assessment	Statewide Pass Rate	Statewide Average Scaled Score
<b>AGRICULTURE (5701)</b>  Test Company: ETS Score Range: 100-200	All enrolled students who have completed all nonclinical courses, 2018-19									
	Other enrolled students, 2018-19						6			
	All program completers, 2018-19						4			
	All program completers, 2017-18						6			
	All program completers, 2016-17						7			
<b>ART CONTENT AND ANALYSIS (5135)</b>  Test Company: ETS Score Range: 100-200	All enrolled students who have completed all nonclinical courses, 2018-19						3			
	Other enrolled students, 2018-19						17	14	82%	172
	All program completers, 2018-19						9			
	All program completers, 2017-18						8			
	All program completers, 2016-17						7			
<b>BIOLOGY CONTENT KNOWLEDGE (0235)</b>  Test Company: ETS Score Range: 100-200	All enrolled students who have completed all nonclinical courses, 2018-19						8			
	Other enrolled students, 2018-19	1				148	51	49	96%	163
	All program completers, 2018-19	1				148	43	43	100%	162
	All program completers, 2017-18	1				148	41	41	100%	162
	All program completers, 2016-17						30	29	97%	161
<b>BUSINESS ED CONTENT KNOWLEDGE (5101)</b>  Test Company: ETS Score Range: 100-200	All enrolled students who have completed all nonclinical courses, 2018-19						1			
	Other enrolled students, 2018-19						32	31	97%	169
	All program completers, 2018-19						21	20	95%	168
	All program completers, 2017-18						13	12	92%	163
	All program completers, 2016-17						15	15	100%	176


**Single Assessment Institution-Level Pass Rate Data: Alternative Teacher Preparation Program Within IHE**

	<b>HEOA - Title II 2018 - 2019 Academic Year</b>	
	<b>Institution Name</b>	BELMONT UNIVERSITY
	<b>Institution Code</b>	1058
	<b>State</b>	Tennessee

February 3, 2020

Assessment Information <sup>1</sup>	Group	Number Taking Assessment	Number Passing Assessment	Institutional Pass Rate	Institutional Average Scaled Score	Assessment Cut Score <sup>2</sup>	Statewide				
							Number Taking Assessment	Number Passing Assessment	Statewide Pass Rate	Statewide Average Scaled Score	
<b>CHEMISTRY CONTENT KNOWLEDGE (0245)</b>  Test Company: ETS Score Range: 100-200	All enrolled students who have completed all nonclinical courses, 2018-19						3				
	Other enrolled students, 2018-19						24	23	96%	165	
	All program completers, 2018-19						20	19	95%	166	
	All program completers, 2017-18						8				
	All program completers, 2016-17						15	15	100%	168	
<b>CHINESE (MANDARIN) WORLD LANGUAGE (5665)</b>  Test Company: ETS Score Range: 100-200	All enrolled students who have completed all nonclinical courses, 2018-19										
	Other enrolled students, 2018-19										
	All program completers, 2018-19										
	All program completers, 2017-18						1				
	All program completers, 2016-17										
<b>EARTH AND SPACE SCIENCES - CK (5571)</b>  Test Company: ETS Score Range: 100-200	All enrolled students who have completed all nonclinical courses, 2018-19										
	Other enrolled students, 2018-19						1				
	All program completers, 2018-19										
	All program completers, 2017-18										
	All program completers, 2016-17										
<b>ECONOMICS (5911)</b>  Test Company: ETS Score Range: 100-200	All enrolled students who have completed all nonclinical courses, 2018-19										
	Other enrolled students, 2018-19						1				
	All program completers, 2018-19						3				
	All program completers, 2017-18										
	All program completers, 2016-17						1				


**Single Assessment Institution-Level Pass Rate Data: Alternative Teacher Preparation Program Within IHE**

	<b>HEOA - Title II 2018 - 2019 Academic Year</b>	
	<b>Institution Name</b>	BELMONT UNIVERSITY
	<b>Institution Code</b>	1058
	<b>State</b>	Tennessee

February 3, 2020

Assessment Information <sup>1</sup>	Group	Number Taking Assessment	Number Passing Assessment	Institutional Pass Rate	Institutional Average Scaled Score	Assessment Cut Score <sup>2</sup>	Statewide				
							Number Taking Assessment	Number Passing Assessment	Statewide Pass Rate	Statewide Average Scaled Score	
<b>EDUCATION OF YOUNG CHILDREN (DISCONTINUED) (5021)</b>  Test Company: ETS Score Range: 100-200	All enrolled students who have completed all nonclinical courses, 2018-19										
	Other enrolled students, 2018-19										
	All program completers, 2018-19										
	All program completers, 2017-18							1			
	All program completers, 2016-17							1			
<b>EDUCATION OF YOUNG CHILDREN (5024)</b>  Test Company: ETS Score Range: 100-200	All enrolled students who have completed all nonclinical courses, 2018-19						3				
	Other enrolled students, 2018-19	1				160	12	11	92%	169	
	All program completers, 2018-19						8				
	All program completers, 2017-18						6				
	All program completers, 2016-17						4				
<b>ELEM ED CONTENT KNOWLEDGE (DISCONTINUED) (5014)</b>  Test Company: ETS Score Range: 100-200	All enrolled students who have completed all nonclinical courses, 2018-19										
	Other enrolled students, 2018-19										
	All program completers, 2018-19										
	All program completers, 2017-18						4				
	All program completers, 2016-17						6				
<b>ELEM ED CONTENT KNOWLEDGE (5018)</b>  Test Company: ETS Score Range: 100-200	All enrolled students who have completed all nonclinical courses, 2018-19						17	14	82%	170	
	Other enrolled students, 2018-19	3				163	120	111	93%	171	
	All program completers, 2018-19						76	75	99%	173	
	All program completers, 2017-18						54	54	100%	176	
	All program completers, 2016-17						40	40	100%	177	


**Single Assessment Institution-Level Pass Rate Data: Alternative Teacher Preparation Program Within IHE**

	<b>HEOA - Title II 2018 - 2019 Academic Year</b>	
	<b>Institution Name</b>	BELMONT UNIVERSITY
	<b>Institution Code</b>	1058
	<b>State</b>	Tennessee

February 3, 2020

Assessment Information <sup>1</sup>	Group	Number Taking Assessment	Number Passing Assessment	Institutional Pass Rate	Institutional Average Scaled Score	Assessment Cut Score <sup>2</sup>	Statewide			
							Number Taking Assessment	Number Passing Assessment	Statewide Pass Rate	Statewide Average Scaled Score
<b>ELEM ED CURR INSTRUC ASSESSMENT (5017)</b>  Test Company: ETS Score Range: 100-200	All enrolled students who have completed all nonclinical courses, 2018-19						10	10	100%	176
	Other enrolled students, 2018-19						27	24	89%	166
	All program completers, 2018-19						57	57	100%	172
	All program completers, 2017-18						51	51	100%	174
	All program completers, 2016-17						42	41	98%	173
<b>ELEM ED MULTI SUBJ MATHEMATICS (5003)</b>  Test Company: ETS Score Range: 100-200	All enrolled students who have completed all nonclinical courses, 2018-19						3			
	Other enrolled students, 2018-19	1				157	7			
	All program completers, 2018-19									
	All program completers, 2017-18									
	All program completers, 2016-17									
<b>ELEM ED MULTI SUBJ READING LANG ARTS (5002)</b>  Test Company: ETS Score Range: 100-200	All enrolled students who have completed all nonclinical courses, 2018-19						3			
	Other enrolled students, 2018-19	1				157	7			
	All program completers, 2018-19									
	All program completers, 2017-18									
	All program completers, 2016-17									
<b>ELEM ED MULTI SUBJ SCIENCES (5005)</b>  Test Company: ETS Score Range: 100-200	All enrolled students who have completed all nonclinical courses, 2018-19						3			
	Other enrolled students, 2018-19	1				159	7			
	All program completers, 2018-19									
	All program completers, 2017-18									
	All program completers, 2016-17									

**Single Assessment Institution-Level Pass Rate Data: Alternative Teacher Preparation Program Within IHE**

	<b>HEOA - Title II 2018 - 2019 Academic Year</b>
	<b>Institution Name</b>
	<b>Institution Code</b>
	<b>State</b>

BELMONT UNIVERSITY


1058

Tennessee


February 3, 2020

Assessment Information <sup>1</sup>	Group	Number Taking Assessment	Number Passing Assessment	Institutional Pass Rate	Institutional Average Scaled Score	Assessment Cut Score <sup>2</sup>	Statewide			
							Number Taking Assessment	Number Passing Assessment	Statewide Pass Rate	Statewide Average Scaled Score
<b>ELEM ED MULTI SUBJ SOCIAL STUDIES (5004)</b>  Test Company: ETS Score Range: 100-200	All enrolled students who have completed all nonclinical courses, 2018-19						3			
	Other enrolled students, 2018-19	1				155	7			
	All program completers, 2018-19									
	All program completers, 2017-18									
	All program completers, 2016-17									
<b>ENG LANG LIT COMP CONTENT KNOWLEDGE (DISC) (0041)</b>  Test Company: ETS Score Range: 100-200	All enrolled students who have completed all nonclinical courses, 2018-19									
	Other enrolled students, 2018-19									
	All program completers, 2018-19									
	All program completers, 2017-18									
	All program completers, 2016-17						1			
<b>ENGLISH LANGUAGE ARTS: CK (5038)</b>  Test Company: ETS Score Range: 100-200	All enrolled students who have completed all nonclinical courses, 2018-19						15	15	100%	178
	Other enrolled students, 2018-19						89	84	94%	177
	All program completers, 2018-19						84	80	95%	178
	All program completers, 2017-18						52	52	100%	179
	All program completers, 2016-17						55	55	100%	179
<b>ENGLISH TO SPEAKERS OF OTHER LANGUAGES (DISC) (5361)</b>  Test Company: ETS Score Range: 100-200	All enrolled students who have completed all nonclinical courses, 2018-19						4			
	Other enrolled students, 2018-19						5			
	All program completers, 2018-19	1				143	13	13	100%	159
	All program completers, 2017-18	1				143	11	11	100%	158
	All program completers, 2016-17						15	15	100%	163

**Single Assessment Institution-Level Pass Rate Data: Alternative Teacher Preparation Program Within IHE**

		<b>HEOA - Title II 2018 - 2019 Academic Year</b>								
Institution Name		BELMONT UNIVERSITY								
Institution Code		1058								
State		Tennessee								
							Statewide <span style="float: right; font-size: small;">February 3, 2020</span>			
Assessment Information <sup>1</sup>	Group	Number Taking Assessment	Number Passing Assessment	Institutional Pass Rate	Institutional Average Scaled Score	Assessment Cut Score <sup>2</sup>	Number Taking Assessment	Number Passing Assessment	Statewide Pass Rate	Statewide Average Scaled Score
<b>ENGLISH TO SPEAKERS OF OTHER LANGUAGES (5362)</b>  Test Company: ETS Score Range: 100-200	All enrolled students who have completed all nonclinical courses, 2018-19						2			
	Other enrolled students, 2018-19						40	40	100%	177
	All program completers, 2018-19						16	16	100%	173
	All program completers, 2017-18						2			
	All program completers, 2016-17									
<b>FAMILY AND CONSUMER SCIENCES (DISCONTINUED 2) (5121)</b>  Test Company: ETS Score Range: 100-200	All enrolled students who have completed all nonclinical courses, 2018-19									
	Other enrolled students, 2018-19									
	All program completers, 2018-19									
	All program completers, 2017-18									
	All program completers, 2016-17						1			
<b>FAMILY AND CONSUMER SCIENCES (5122)</b>  Test Company: ETS Score Range: 100-200	All enrolled students who have completed all nonclinical courses, 2018-19						1			
	Other enrolled students, 2018-19						4			
	All program completers, 2018-19						4			
	All program completers, 2017-18						4			
	All program completers, 2016-17						1			
<b>FRENCH WORLD LANGUAGE (5174)</b>  Test Company: ETS Score Range: 100-200	All enrolled students who have completed all nonclinical courses, 2018-19						1			
	Other enrolled students, 2018-19						7			
	All program completers, 2018-19						4			
	All program completers, 2017-18						5			
	All program completers, 2016-17						3			

**Single Assessment Institution-Level Pass Rate Data: Alternative Teacher Preparation Program Within IHE**


	<b>HEOA - Title II 2018 - 2019 Academic Year</b>	
	<b>Institution Name</b>	BELMONT UNIVERSITY
	<b>Institution Code</b>	1058
	<b>State</b>	Tennessee

February 3, 2020

Assessment Information <sup>1</sup>	Group	Number Taking Assessment	Number Passing Assessment	Institutional Pass Rate	Institutional Average Scaled Score	Assessment Cut Score <sup>2</sup>	Statewide				
							Number Taking Assessment	Number Passing Assessment	Statewide Pass Rate	Statewide Average Scaled Score	
<b>GEOGRAPHY (5921)</b>  Test Company: ETS Score Range: 100-200	All enrolled students who have completed all nonclinical courses, 2018-19										
	Other enrolled students, 2018-19										
	All program completers, 2018-19						1				
	All program completers, 2017-18										
	All program completers, 2016-17										
<b>GERMAN WORLD LANGUAGE (5183)</b>  Test Company: ETS Score Range: 100-200	All enrolled students who have completed all nonclinical courses, 2018-19										
	Other enrolled students, 2018-19										
	All program completers, 2018-19										
	All program completers, 2017-18						1				
	All program completers, 2016-17						2				
<b>GOVERNMENT POLITICAL SCIENCE (5931)</b>  Test Company: ETS Score Range: 100-200	All enrolled students who have completed all nonclinical courses, 2018-19						2				
	Other enrolled students, 2018-19						3				
	All program completers, 2018-19						5				
	All program completers, 2017-18						1				
	All program completers, 2016-17						5				
<b>HEALTH EDUCATION (5551)</b>  Test Company: ETS Score Range: 100-200	All enrolled students who have completed all nonclinical courses, 2018-19										
	Other enrolled students, 2018-19						3				
	All program completers, 2018-19						5				
	All program completers, 2017-18						3				
	All program completers, 2016-17						3				




**Single Assessment Institution-Level Pass Rate Data: Alternative Teacher Preparation Program Within IHE**

	<b>HEOA - Title II 2018 - 2019 Academic Year</b>	
	<b>Institution Name</b>	BELMONT UNIVERSITY
	<b>Institution Code</b>	1058
	<b>State</b>	Tennessee


February 3, 2020

Assessment Information <sup>1</sup>	Group	Number Taking Assessment	Number Passing Assessment	Institutional Pass Rate	Institutional Average Scaled Score	Assessment Cut Score <sup>2</sup>	Statewide				
							Number Taking Assessment	Number Passing Assessment	Statewide Pass Rate	Statewide Average Scaled Score	
<b>LATIN (5601)</b>  Test Company: ETS Score Range: 100-200	All enrolled students who have completed all nonclinical courses, 2018-19										
	Other enrolled students, 2018-19						3				
	All program completers, 2018-19										
	All program completers, 2017-18							2			
	All program completers, 2016-17								1		
<b>LIBRARY MEDIA SPECIALIST (5311)</b>  Test Company: ETS Score Range: 100-200	All enrolled students who have completed all nonclinical courses, 2018-19										
	Other enrolled students, 2018-19							3			
	All program completers, 2018-19										
	All program completers, 2017-18								4		
	All program completers, 2016-17										
<b>MARKETING EDUCATION (5561)</b>  Test Company: ETS Score Range: 100-200	All enrolled students who have completed all nonclinical courses, 2018-19										
	Other enrolled students, 2018-19							4			
	All program completers, 2018-19										
	All program completers, 2017-18										
	All program completers, 2016-17								4		
<b>MATHEMATICS CONTENT KNOWLEDGE (DISC) (0061)</b>  Test Company: ETS Score Range: 100-200	All enrolled students who have completed all nonclinical courses, 2018-19										
	Other enrolled students, 2018-19										
	All program completers, 2018-19										
	All program completers, 2017-18										
	All program completers, 2016-17									1	


**Single Assessment Institution-Level Pass Rate Data: Alternative Teacher Preparation Program Within IHE**

		<b>HEOA - Title II 2018 - 2019 Academic Year</b>								
<b>Institution Name</b>	BELMONT UNIVERSITY									
<b>Institution Code</b>	1058									
<b>State</b>	Tennessee									
							<i>February 3, 2020</i>			
Assessment Information <sup>1</sup>	Group	Number Taking Assessment	Number Passing Assessment	Institutional Pass Rate	Institutional Average Scaled Score	Assessment Cut Score <sup>2</sup>	Statewide			
							Number Taking Assessment	Number Passing Assessment	Statewide Pass Rate	Statewide Average Scaled Score
<b>MATHEMATICS CONTENT KNOWLEDGE (5161)</b>  Test Company: ETS Score Range: 100-200	All enrolled students who have completed all nonclinical courses, 2018-19						17	11	65%	165
	Other enrolled students, 2018-19	2				160	59	47	80%	163
	All program completers, 2018-19						41	35	85%	163
	All program completers, 2017-18						25	24	96%	172
	All program completers, 2016-17						17	14	82%	164
<b>MIDDLE SCHOOL CONTENT KNOWLEDGE (5146)</b>  Test Company: ETS Score Range: 100-200	All enrolled students who have completed all nonclinical courses, 2018-19						1			
	Other enrolled students, 2018-19	1				150	6			
	All program completers, 2018-19						11	11	100%	161
	All program completers, 2017-18						18	18	100%	165
	All program completers, 2016-17						27	26	96%	168
<b>MIDDLE SCHOOL ENG LANG ARTS (5047)</b>  Test Company: ETS Score Range: 100-200	All enrolled students who have completed all nonclinical courses, 2018-19						2			
	Other enrolled students, 2018-19						6			
	All program completers, 2018-19						5			
	All program completers, 2017-18						11	11	100%	177
	All program completers, 2016-17						4			
<b>MIDDLE SCHOOL MATHEMATICS (5169)</b>  Test Company: ETS Score Range: 100-200	All enrolled students who have completed all nonclinical courses, 2018-19						2			
	Other enrolled students, 2018-19						37	35	95%	176
	All program completers, 2018-19						21	21	100%	179
	All program completers, 2017-18						13	13	100%	176
	All program completers, 2016-17						8			

**Single Assessment Institution-Level Pass Rate Data: Alternative Teacher Preparation Program Within IHE**

		<b>HEOA - Title II 2018 - 2019 Academic Year</b>								
<b>Institution Name</b>	BELMONT UNIVERSITY									
<b>Institution Code</b>	1058									
<b>State</b>	Tennessee									
							<i>February 3, 2020</i>			
Assessment Information <sup>1</sup>	Group	Number Taking Assessment	Number Passing Assessment	Institutional Pass Rate	Institutional Average Scaled Score	Assessment Cut Score <sup>2</sup>	Statewide			
							Number Taking Assessment	Number Passing Assessment	Statewide Pass Rate	Statewide Average Scaled Score
<b>MIDDLE SCHOOL SCIENCE (5440)</b>  Test Company: ETS Score Range: 100-200	All enrolled students who have completed all nonclinical courses, 2018-19						1			
	Other enrolled students, 2018-19						9			
	All program completers, 2018-19						7			
	All program completers, 2017-18						4			
	All program completers, 2016-17						4			
<b>MIDDLE SCHOOL SOCIAL STUDIES (5089)</b>  Test Company: ETS Score Range: 100-200	All enrolled students who have completed all nonclinical courses, 2018-19									
	Other enrolled students, 2018-19						5			
	All program completers, 2018-19						3			
	All program completers, 2017-18						15	15	100%	185
	All program completers, 2016-17						8			
<b>MUSIC CONTENT &amp; INSTRUCTION (5114)</b>  Test Company: ETS Score Range: 100-200	All enrolled students who have completed all nonclinical courses, 2018-19						2			
	Other enrolled students, 2018-19						6			
	All program completers, 2018-19						8			
	All program completers, 2017-18						6			
	All program completers, 2016-17						5			
<b>PHYSICAL ED CONTENT AND DESIGN (5095)</b>  Test Company: ETS Score Range: 100-200	All enrolled students who have completed all nonclinical courses, 2018-19						3			
	Other enrolled students, 2018-19						28	18	64%	165
	All program completers, 2018-19						22	20	91%	170
	All program completers, 2017-18						23	20	87%	167
	All program completers, 2016-17						18	16	89%	170


**Single Assessment Institution-Level Pass Rate Data: *Alternative Teacher Preparation Program Within IHE***

	<b>HEOA - Title II 2018 - 2019 Academic Year</b>	
	<b>Institution Name</b>	BELMONT UNIVERSITY
	<b>Institution Code</b>	1058
	<b>State</b>	Tennessee


February 3, 2020

Assessment Information <sup>1</sup>	Group	Number Taking Assessment	Number Passing Assessment	Institutional Pass Rate	Institutional Average Scaled Score	Assessment Cut Score <sup>2</sup>	Statewide			
							Number Taking Assessment	Number Passing Assessment	Statewide Pass Rate	Statewide Average Scaled Score
<b>PHYSICS CONTENT KNOWLEDGE (5265)</b>  Test Company: ETS Score Range: 100-200	All enrolled students who have completed all nonclinical courses, 2018-19						1			
	Other enrolled students, 2018-19						7			
	All program completers, 2018-19						1			
	All program completers, 2017-18						1			
	All program completers, 2016-17						3			
<b>PRINC LEARNING AND TEACHING 5-9 (5623)</b>  Test Company: ETS Score Range: 100-200	All enrolled students who have completed all nonclinical courses, 2018-19						2			
	Other enrolled students, 2018-19						20	18	90%	171
	All program completers, 2018-19	1				160	44	44	100%	178
	All program completers, 2017-18						65	63	97%	177
	All program completers, 2016-17						46	46	100%	178
<b>PRINC LEARNING AND TEACHING 7-12 (5624)</b>  Test Company: ETS Score Range: 100-200	All enrolled students who have completed all nonclinical courses, 2018-19						31	31	100%	176
	Other enrolled students, 2018-19	1				157	158	140	89%	170
	All program completers, 2018-19	2				157	277	271	98%	175
	All program completers, 2017-18	2				157	247	241	98%	176
	All program completers, 2016-17	2				155	223	220	99%	176
<b>PRINC LEARNING AND TEACHING EARLY CHILD (5621)</b>  Test Company: ETS Score Range: 100-200	All enrolled students who have completed all nonclinical courses, 2018-19						4			
	Other enrolled students, 2018-19						7			
	All program completers, 2018-19						6			
	All program completers, 2017-18						6			
	All program completers, 2016-17						9			

**Single Assessment Institution-Level Pass Rate Data: Alternative Teacher Preparation Program Within IHE**

		<b>HEOA - Title II 2018 - 2019 Academic Year</b>								
<b>Institution Name</b>	BELMONT UNIVERSITY									
<b>Institution Code</b>	1058									
<b>State</b>	Tennessee									
							<i>February 3, 2020</i>			
Assessment Information <sup>1</sup>	Group	Number Taking Assessment	Number Passing Assessment	Institutional Pass Rate	Institutional Average Scaled Score	Assessment Cut Score <sup>2</sup>	Statewide			
							Number Taking Assessment	Number Passing Assessment	Statewide Pass Rate	Statewide Average Scaled Score
<b>PRINC LEARNING AND TEACHING K-6 (5622)</b>  Test Company: ETS Score Range: 100-200	All enrolled students who have completed all nonclinical courses, 2018-19						18	17	94%	172
	Other enrolled students, 2018-19	1				160	77	73	95%	171
	All program completers, 2018-19						93	93	100%	176
	All program completers, 2017-18						92	90	98%	176
	All program completers, 2016-17						76	76	100%	176
<b>PSYCHOLOGY (5391)</b>  Test Company: ETS Score Range: 100-200	All enrolled students who have completed all nonclinical courses, 2018-19						1			
	Other enrolled students, 2018-19	1				154	2			
	All program completers, 2018-19						2			
	All program completers, 2017-18						1			
	All program completers, 2016-17						1			
<b>READING ACROSS CURRICULUM ELEM (5201)</b>  Test Company: ETS Score Range: 100-200	All enrolled students who have completed all nonclinical courses, 2018-19									
	Other enrolled students, 2018-19									
	All program completers, 2018-19									
	All program completers, 2017-18									
	All program completers, 2016-17						1			
<b>SE CK AND MILD TO MODERATE APPL (5543)</b>  Test Company: ETS Score Range: 100-200	All enrolled students who have completed all nonclinical courses, 2018-19						20	20	100%	167
	Other enrolled students, 2018-19						138	136	99%	167
	All program completers, 2018-19						78	78	100%	169
	All program completers, 2017-18						60	59	98%	167
	All program completers, 2016-17						46	43	93%	170


**Single Assessment Institution-Level Pass Rate Data: Alternative Teacher Preparation Program Within IHE**

	<b>HEOA - Title II 2018 - 2019 Academic Year</b>	
	<b>Institution Name</b>	BELMONT UNIVERSITY
	<b>Institution Code</b>	1058
	<b>State</b>	Tennessee


February 3, 2020

Assessment Information <sup>1</sup>	Group	Number Taking Assessment	Number Passing Assessment	Institutional Pass Rate	Institutional Average Scaled Score	Assessment Cut Score <sup>2</sup>	Statewide			
							Number Taking Assessment	Number Passing Assessment	Statewide Pass Rate	Statewide Average Scaled Score
<b>SE CK AND SEVERE TO PROF APPL (5545)</b>  Test Company: ETS Score Range: 100-200	All enrolled students who have completed all nonclinical courses, 2018-19						5			
	Other enrolled students, 2018-19						15	15	100%	174
	All program completers, 2018-19						8			
	All program completers, 2017-18						7			
	All program completers, 2016-17						8			
<b>SE CORE KNOWLEDGE &amp; APPLICATIONS (5354)</b>  Test Company: ETS Score Range: 100-200	All enrolled students who have completed all nonclinical courses, 2018-19									
	Other enrolled students, 2018-19						1			
	All program completers, 2018-19						3			
	All program completers, 2017-18									
	All program completers, 2016-17						3			
<b>SE: PRESCHOOL EARLY CHILDHOOD (5691)</b>  Test Company: ETS Score Range: 100-200	All enrolled students who have completed all nonclinical courses, 2018-19									
	Other enrolled students, 2018-19						1			
	All program completers, 2018-19						3			
	All program completers, 2017-18									
	All program completers, 2016-17						3			
<b>SOCIOLOGY (5952)</b>  Test Company: ETS Score Range: 100-200	All enrolled students who have completed all nonclinical courses, 2018-19									
	Other enrolled students, 2018-19						2			
	All program completers, 2018-19									
	All program completers, 2017-18						1			
	All program completers, 2016-17									

**Single Assessment Institution-Level Pass Rate Data: Alternative Teacher Preparation Program Within IHE**


		<b>HEOA - Title II 2018 - 2019 Academic Year</b>									
<b>Institution Name</b>	BELMONT UNIVERSITY										
<b>Institution Code</b>	1058										
<b>State</b>	Tennessee										
							<i>February 3, 2020</i>				
Assessment Information <sup>1</sup>	Group	Number Taking Assessment	Number Passing Assessment	Institutional Pass Rate	Institutional Average Scaled Score	Assessment Cut Score <sup>2</sup>	Statewide				
							Number Taking Assessment	Number Passing Assessment	Statewide Pass Rate	Statewide Average Scaled Score	
<b>SPANISH WORLD LANGUAGE (5195)</b>  Test Company: ETS Score Range: 100-200	All enrolled students who have completed all nonclinical courses, 2018-19						4				
	Other enrolled students, 2018-19						24	18	75%	168	
	All program completers, 2018-19						25	25	100%	178	
	All program completers, 2017-18						25	22	88%	171	
	All program completers, 2016-17						17	17	100%	178	
<b>SPEECH COMMUNICATION: CK (5221)</b>  Test Company: ETS Score Range: 100-200	All enrolled students who have completed all nonclinical courses, 2018-19										
	Other enrolled students, 2018-19						1				
	All program completers, 2018-19						2				
	All program completers, 2017-18										
	All program completers, 2016-17						2				
<b>TEACHING READING: ELEM EDUCATION (5203)</b>  Test Company: ETS Score Range: 100-200	All enrolled students who have completed all nonclinical courses, 2018-19						34	33	97%	174	
	Other enrolled students, 2018-19	1				162	119	92	77%	169	
	All program completers, 2018-19						206	200	97%	173	
	All program completers, 2017-18						179	174	97%	175	
	All program completers, 2016-17						137	132	96%	174	
<b>TECHNOLOGY EDUCATION (5051)</b>  Test Company: ETS Score Range: 100-200	All enrolled students who have completed all nonclinical courses, 2018-19										
	Other enrolled students, 2018-19										
	All program completers, 2018-19						1				
	All program completers, 2017-18						3				
	All program completers, 2016-17										

Single Assessment Institution-Level Pass Rate Data: *Alternative Teacher Preparation Program Within IHE*


		<b>HEOA - Title II 2018 - 2019 Academic Year</b>								
Institution Name		BELMONT UNIVERSITY								
Institution Code		1058								
State		Tennessee								
							February 3, 2020			
Assessment Information <sup>1</sup>	Group	Number Taking Assessment	Number Passing Assessment	Institutional Pass Rate	Institutional Average Scaled Score	Assessment Cut Score <sup>2</sup>	Statewide			
							Number Taking Assessment	Number Passing Assessment	Statewide Pass Rate	Statewide Average Scaled Score
<b>THEATRE (5641)</b>  Test Company: ETS Score Range: 100-200	All enrolled students who have completed all nonclinical courses, 2018-19									
	Other enrolled students, 2018-19						4			
	All program completers, 2018-19						3			
	All program completers, 2017-18						4			
	All program completers, 2016-17						3			
<b>WORLD AND U.S. HISTORY CK (5941)</b>  Test Company: ETS Score Range: 100-200	All enrolled students who have completed all nonclinical courses, 2018-19						9			
	Other enrolled students, 2018-19						45	40	89%	159
	All program completers, 2018-19	1				157	44	44	100%	165
	All program completers, 2017-18						24	22	92%	157
	All program completers, 2016-17	1				136	23	23	100%	159
<b>EDTPA: FAMILY AND CONSUMER SCIENCES (TPA0117)</b>  Test Company: E.S. Pearson* Score Range: 15-75	All enrolled students who have completed all nonclinical courses, 2018-19									
	Other enrolled students, 2018-19									
	All program completers, 2018-19									
	All program completers, 2017-18						1			
	All program completers, 2016-17									
<b>EDTPA: BUSINESS EDUCATION (TPA0102)</b>  Test Company: E.S. Pearson* Score Range: 15-75	All enrolled students who have completed all nonclinical courses, 2018-19									
	Other enrolled students, 2018-19									
	All program completers, 2018-19									
	All program completers, 2017-18						1			
	All program completers, 2016-17									



**Single Assessment Institution-Level Pass Rate Data: Alternative Teacher Preparation Program Within IHE**

		<b>HEOA - Title II 2018 - 2019 Academic Year</b>								
Institution Name		BELMONT UNIVERSITY								
Institution Code		1058								
State		Tennessee								
							Statewide <span style="float: right; font-size: small;">February 3, 2020</span>			
Assessment Information <sup>1</sup>	Group	Number Taking Assessment	Number Passing Assessment	Institutional Pass Rate	Institutional Average Scaled Score	Assessment Cut Score <sup>2</sup>	Number Taking Assessment	Number Passing Assessment	Statewide Pass Rate	Statewide Average Scaled Score
<b>EDTPA: CLASSICAL LANGUAGES (TPA0104)</b>  Test Company: E.S. Pearson* Score Range: 13-65	All enrolled students who have completed all nonclinical courses, 2018-19									
	Other enrolled students, 2018-19						1			
	All program completers, 2018-19									
	All program completers, 2017-18									
	All program completers, 2016-17									
<b>EDTPA: EARLY CHILDHOOD (TPA0014)</b>  Test Company: E.S. Pearson* Score Range: 15-75	All enrolled students who have completed all nonclinical courses, 2018-19									
	Other enrolled students, 2018-19						1			
	All program completers, 2018-19						3			
	All program completers, 2017-18									
	All program completers, 2016-17									
<b>EDTPA: ELEMENTARY EDUCATION (TPA0110)</b>  Test Company: E.S. Pearson* Score Range: 18-90	All enrolled students who have completed all nonclinical courses, 2018-19									
	Other enrolled students, 2018-19						1			
	All program completers, 2018-19									
	All program completers, 2017-18									
	All program completers, 2016-17									
<b>EDTPA: ELEMENTARY LITERACY (TPA0001)</b>  Test Company: E.S. Pearson* Score Range: 15-75	All enrolled students who have completed all nonclinical courses, 2018-19									
	Other enrolled students, 2018-19						1			
	All program completers, 2018-19						12	12	100%	47
	All program completers, 2017-18						5			
	All program completers, 2016-17									


**Single Assessment Institution-Level Pass Rate Data: Alternative Teacher Preparation Program Within IHE**

	<b>HEOA - Title II 2018 - 2019 Academic Year</b>	
	<b>Institution Name</b>	BELMONT UNIVERSITY
	<b>Institution Code</b>	1058
	<b>State</b>	Tennessee

February 3, 2020

Assessment Information <sup>1</sup>	Group	Number Taking Assessment	Number Passing Assessment	Institutional Pass Rate	Institutional Average Scaled Score	Assessment Cut Score <sup>2</sup>	Statewide			
							Number Taking Assessment	Number Passing Assessment	Statewide Pass Rate	Statewide Average Scaled Score
<b>EDTPA: ELEMENTARY MATHEMATICS (TPA0002)</b>  Test Company: E.S. Pearson* Score Range: 15-75	All enrolled students who have completed all nonclinical courses, 2018-19									
	Other enrolled students, 2018-19						2			
	All program completers, 2018-19						8			
	All program completers, 2017-18						1			
	All program completers, 2016-17									
<b>EDTPA: ENGLISH AS AN ADDITIONAL LANGUAGE (TPA0115)</b>  Test Company: E.S. Pearson* Score Range: 15-75	All enrolled students who have completed all nonclinical courses, 2018-19									
	Other enrolled students, 2018-19									
	All program completers, 2018-19						9			
	All program completers, 2017-18						2			
	All program completers, 2016-17									
<b>EDTPA: K-12 PERFORMING ARTS (TPA0021)</b>  Test Company: E.S. Pearson* Score Range: 15-75	All enrolled students who have completed all nonclinical courses, 2018-19									
	Other enrolled students, 2018-19									
	All program completers, 2018-19						3			
	All program completers, 2017-18									
	All program completers, 2016-17									
<b>EDTPA: K-12 PHYSICAL EDUCATION (TPA0011)</b>  Test Company: E.S. Pearson* Score Range: 15-75	All enrolled students who have completed all nonclinical courses, 2018-19									
	Other enrolled students, 2018-19						1			
	All program completers, 2018-19						3			
	All program completers, 2017-18						2			
	All program completers, 2016-17									

**Single Assessment Institution-Level Pass Rate Data: Alternative Teacher Preparation Program Within IHE**

	<b>HEOA - Title II 2018 - 2019 Academic Year</b>
	<b>Institution Name</b>
	<b>Institution Code</b>
	<b>State</b>

BELMONT UNIVERSITY


1058

Tennessee


February 3, 2020

Assessment Information <sup>1</sup>	Group	Number Taking Assessment	Number Passing Assessment	Institutional Pass Rate	Institutional Average Scaled Score	Assessment Cut Score <sup>2</sup>	Statewide			
							Number Taking Assessment	Number Passing Assessment	Statewide Pass Rate	Statewide Average Scaled Score
<b>EDTPA: MIDDLE CHILDHOOD ENGLISH LANGUAGE ARTS (TPA0018)</b>  Test Company: E.S. Pearson* Score Range: 15-75	All enrolled students who have completed all nonclinical courses, 2018-19									
	Other enrolled students, 2018-19									
	All program completers, 2018-19						1			
	All program completers, 2017-18									
	All program completers, 2016-17									
<b>EDTPA: MIDDLE CHILDHOOD MATHEMATICS (TPA0016)</b>  Test Company: E.S. Pearson* Score Range: 15-75	All enrolled students who have completed all nonclinical courses, 2018-19									
	Other enrolled students, 2018-19						2			
	All program completers, 2018-19									
	All program completers, 2017-18									
	All program completers, 2016-17									
<b>EDTPA: MIDDLE CHILDHOOD SCIENCE (TPA0017)</b>  Test Company: E.S. Pearson* Score Range: 15-75	All enrolled students who have completed all nonclinical courses, 2018-19									
	Other enrolled students, 2018-19									
	All program completers, 2018-19						1			
	All program completers, 2017-18									
	All program completers, 2016-17									
<b>EDTPA: SECONDARY ENGLISH LANGUAGE ARTS (TPA0003)</b>  Test Company: E.S. Pearson* Score Range: 15-75	All enrolled students who have completed all nonclinical courses, 2018-19									
	Other enrolled students, 2018-19						1			
	All program completers, 2018-19						13	13	100%	48
	All program completers, 2017-18						4			
	All program completers, 2016-17									

**Single Assessment Institution-Level Pass Rate Data: Alternative Teacher Preparation Program Within IHE**

		<b>HEOA - Title II 2018 - 2019 Academic Year</b>								
<b>Institution Name</b>		BELMONT UNIVERSITY								
<b>Institution Code</b>		1058								
<b>State</b>		Tennessee								
							<i>February 3, 2020</i>			
Assessment Information <sup>1</sup>	Group	Number Taking Assessment	Number Passing Assessment	Institutional Pass Rate	Institutional Average Scaled Score	Assessment Cut Score <sup>2</sup>	Statewide			
							Number Taking Assessment	Number Passing Assessment	Statewide Pass Rate	Statewide Average Scaled Score
<b>EDTPA: SECONDARY HISTORY-SOCIAL STUDIES (TPA0004)</b>  Test Company: E.S. Pearson* Score Range: 15-75	All enrolled students who have completed all nonclinical courses, 2018-19									
	Other enrolled students, 2018-19						3			
	All program completers, 2018-19						11	11	100%	46
	All program completers, 2017-18						2			
	All program completers, 2016-17									
<b>EDTPA: SECONDARY MATHEMATICS (TPA0005)</b>  Test Company: E.S. Pearson* Score Range: 15-75	All enrolled students who have completed all nonclinical courses, 2018-19									
	Other enrolled students, 2018-19						2			
	All program completers, 2018-19						6			
	All program completers, 2017-18						3			
	All program completers, 2016-17									
<b>EDTPA: SECONDARY SCIENCE (TPA0006)</b>  Test Company: E.S. Pearson* Score Range: 15-75	All enrolled students who have completed all nonclinical courses, 2018-19						1			
	Other enrolled students, 2018-19						1			
	All program completers, 2018-19						11	10	91%	45
	All program completers, 2017-18						3			
	All program completers, 2016-17									
<b>EDTPA: SPECIAL EDUCATION (TPA0012)</b>  Test Company: E.S. Pearson* Score Range: 15-75	All enrolled students who have completed all nonclinical courses, 2018-19									
	Other enrolled students, 2018-19						11	9	82%	43
	All program completers, 2018-19						18	17	94%	44
	All program completers, 2017-18						4			
	All program completers, 2016-17									

**Single Assessment Institution-Level Pass Rate Data: Alternative Teacher Preparation Program Within IHE**

	<b>HEOA - Title II 2018 - 2019 Academic Year</b>	
	<b>Institution Name</b>	BELMONT UNIVERSITY
	<b>Institution Code</b>	1058
	<b>State</b>	Tennessee

February 3, 2020

Assessment Information <sup>1</sup>	Group	Number Taking Assessment	Number Passing Assessment	Institutional Pass Rate	Institutional Average Scaled Score	Assessment Cut Score <sup>2</sup>	Statewide				
							Number Taking Assessment	Number Passing Assessment	Statewide Pass Rate	Statewide Average Scaled Score	
<b>EDTPA: TECHNOLOGY AND ENGINEERING EDUCATION (TPA0143)</b>  Test Company: E.S. Pearson* Score Range: 15-75	All enrolled students who have completed all nonclinical courses, 2018-19										
	Other enrolled students, 2018-19										
	All program completers, 2018-19										
	All program completers, 2017-18							2			
	All program completers, 2016-17										
<b>EDTPA: VISUAL ARTS (TPA0015)</b>  Test Company: E.S. Pearson* Score Range: 15-75	All enrolled students who have completed all nonclinical courses, 2018-19										
	Other enrolled students, 2018-19							1			
	All program completers, 2018-19							1			
	All program completers, 2017-18										
	All program completers, 2016-17										
<b>EDTPA: WORLD LANGUAGES (TPA0020)</b>  Test Company: E.S. Pearson* Score Range: 13-65	All enrolled students who have completed all nonclinical courses, 2018-19										
	Other enrolled students, 2018-19							2			
	All program completers, 2018-19							3			
	All program completers, 2017-18							5			
	All program completers, 2016-17										
<b>MATHEMATICS (ESP0304)</b>  Test Company: E.S. Pearson* Score Range: 100-300	All enrolled students who have completed all nonclinical courses, 2018-19										
	Other enrolled students, 2018-19							1			
	All program completers, 2018-19										
	All program completers, 2017-18										
	All program completers, 2016-17										

Note: In cases where there are less than ten students taking the assessment or license/certificate, the number passing and pass rate are not reported.

<sup>1</sup>Tests with multiple delivery options (computer, paper, etc.) will be noted with the assessment code for one format only.

<sup>2</sup>Cut scores may vary for groups depending upon when the cut scores are established by the state and when each group completed their teacher certification or licensure assessment.

\*Questions regarding tests listed by this testing company must be addressed to your state Title II Coordinator.