


**Summary Institution-Level Pass Rate Data: *Alternative Teacher Preparation Program Within IHE***

		<b>HEOA - Title II 2021 - 2022 Academic Year</b>				
<b>Institution Name</b>		Belmont University				
<b>Institution Code</b>		1058				
<b>State</b>		Tennessee				
						<i>April 5, 2023</i>
				<b>Statewide</b>		
<b>Group</b>	<b>Number Taking Assessment<sup>1</sup></b>	<b>Number Passing Assessment<sup>2</sup></b>	<b>Institutional Pass Rate</b>	<b>Number Taking Assessment<sup>1</sup></b>	<b>Number Passing Assessment<sup>2</sup></b>	<b>Statewide Pass Rate</b>
All program completers, 2021-22	6			459	421	92%
All program completers, 2020-21	10	9	90%	545	511	94%
All program completers, 2019-20	3			425	405	95%
All program completers, combined 2019/20-2021/22 <sup>3</sup>	19	16	84%			


Note: In cases where there are less than ten students taking the assessment or license/certificate, the number passing and pass rate are not reported.

<sup>1</sup> Number of completers taking one or more assessments within their area of specialization.

<sup>2</sup> Summary level "Number Taking Assessment" may differ from assessment level "Number Taking Assessment" because each student is counted once at the summary level but may be counted in multiple assessments at the assessment level.

<sup>3</sup> When two or more completer groups have fewer than ten completers, data is combined across the three completer years into an additional completer group for the Summary pass rates.


**Single Assessment Institution-Level Pass Rate Data: Alternative Teacher Preparation Program Within IHE**

	<b>HEOA - Title II 2021 - 2022 Academic Year</b>
	<b>Institution Name</b> Belmont University
	<b>Institution Code</b> 1058
	<b>State</b> Tennessee


April 5, 2023

Assessment Information <sup>1</sup>	Group	Number Taking Assessment	Number Passing Assessment	Institutional Pass Rate	Institutional Average Scaled Score	Assessment Cut Score <sup>2</sup>	Statewide			
							Number Taking Assessment	Number Passing Assessment	Statewide Pass Rate	Statewide Average Scaled Score
<b>AGRICULTURE (5701)</b>  Test Company: ETS Score Range: 100-200	All enrolled students who have completed all nonclinical courses, 2021-22									
	Other enrolled students, 2021-22						6			
	All program completers, 2021-22						5			
	All program completers, 2020-21						3			
	All program completers, 2019-20						5			
<b>AMERICAN SIGN LANGUAGE PROFICIENCY INTERVIEW ASLPI (0634)</b>  Test Company: ETS Score Range: 100-200	All enrolled students who have completed all nonclinical courses, 2021-22									
	Other enrolled students, 2021-22						1			
	All program completers, 2021-22									
	All program completers, 2020-21						1			
	All program completers, 2019-20									
<b>ART CONTENT AND ANALYSIS (5135)</b>  Test Company: ETS Score Range: 100-200	All enrolled students who have completed all nonclinical courses, 2021-22						3			
	Other enrolled students, 2021-22						18	17	94%	173
	All program completers, 2021-22						11	10	91%	170
	All program completers, 2020-21	1				161	15	15	100%	173
	All program completers, 2019-20						9			
<b>BIOLOGY CONTENT KNOWLEDGE (0235)</b>  Test Company: ETS Score Range: 100-200	All enrolled students who have completed all nonclinical courses, 2021-22						7			
	Other enrolled students, 2021-22	1				148	54	51	94%	160
	All program completers, 2021-22						29	29	100%	162
	All program completers, 2020-21	1				148	41	40	98%	164
	All program completers, 2019-20						33	31	94%	163

**Single Assessment Institution-Level Pass Rate Data: Alternative Teacher Preparation Program Within IHE**

		<b>HEOA - Title II 2021 - 2022 Academic Year</b>								
Institution Name		Belmont University								
Institution Code		1058								
State		Tennessee								
							April 5, 2023			
Assessment Information <sup>1</sup>	Group	Number Taking Assessment	Number Passing Assessment	Institutional Pass Rate	Institutional Average Scaled Score	Assessment Cut Score <sup>2</sup>	Statewide			
							Number Taking Assessment	Number Passing Assessment	Statewide Pass Rate	Statewide Average Scaled Score
<b>BUSINESS ED CONTENT KNOWLEDGE (5101)</b>  Test Company: ETS Score Range: 100-200	All enrolled students who have completed all nonclinical courses, 2021-22						4			
	Other enrolled students, 2021-22						23	21	91%	169
	All program completers, 2021-22						13	13	100%	169
	All program completers, 2020-21						23	23	100%	169
	All program completers, 2019-20						10	9	90%	168
<b>CHEMISTRY CONTENT KNOWLEDGE (0245)</b>  Test Company: ETS Score Range: 100-200	All enrolled students who have completed all nonclinical courses, 2021-22						1			
	Other enrolled students, 2021-22						13	13	100%	171
	All program completers, 2021-22						5			
	All program completers, 2020-21						20	20	100%	171
	All program completers, 2019-20						10	10	100%	169
<b>EARLY CHILDHOOD EDUCATION (5025)</b>  Test Company: ETS Score Range: 100-200	All enrolled students who have completed all nonclinical courses, 2021-22						8			
	Other enrolled students, 2021-22	1				156	30	28	93%	169
	All program completers, 2021-22	2				156	10	10	100%	176
	All program completers, 2020-21						3			
	All program completers, 2019-20						1			
<b>EARTH AND SPACE SCIENCES - CK (5571)</b>  Test Company: ETS Score Range: 100-200	All enrolled students who have completed all nonclinical courses, 2021-22									
	Other enrolled students, 2021-22									
	All program completers, 2021-22									
	All program completers, 2020-21						1			
	All program completers, 2019-20									


**Single Assessment Institution-Level Pass Rate Data: Alternative Teacher Preparation Program Within IHE**

	<b>HEOA - Title II 2021 - 2022 Academic Year</b>
	<b>Institution Name</b> Belmont University
	<b>Institution Code</b> 1058
	<b>State</b> Tennessee


April 5, 2023

Assessment Information <sup>1</sup>	Group	Number Taking Assessment	Number Passing Assessment	Institutional Pass Rate	Institutional Average Scaled Score	Assessment Cut Score <sup>2</sup>	Statewide			
							Number Taking Assessment	Number Passing Assessment	Statewide Pass Rate	Statewide Average Scaled Score
<b>ECONOMICS (5911)</b>  Test Company: ETS Score Range: 100-200	All enrolled students who have completed all nonclinical courses, 2021-22									
	Other enrolled students, 2021-22						5			
	All program completers, 2021-22									
	All program completers, 2020-21									
	All program completers, 2019-20							1		
<b>EDUCATION OF YOUNG CHILDREN (5024)</b>  Test Company: ETS Score Range: 100-200	All enrolled students who have completed all nonclinical courses, 2021-22						3			
	Other enrolled students, 2021-22						19	14	74%	162
	All program completers, 2021-22	1				160	8			
	All program completers, 2020-21						8			
	All program completers, 2019-20	1				160	10	10	100%	168
<b>ELEM ED CONTENT KNOWLEDGE (5018)</b>  Test Company: ETS Score Range: 100-200	All enrolled students who have completed all nonclinical courses, 2021-22						5			
	Other enrolled students, 2021-22						13	5	38%	150
	All program completers, 2021-22						14	10	71%	164
	All program completers, 2020-21	1				163	52	52	100%	173
	All program completers, 2019-20	2				163	53	50	94%	172
<b>ELEM ED CURR INSTRUC ASSESSMENT (5017)</b>  Test Company: ETS Score Range: 100-200	All enrolled students who have completed all nonclinical courses, 2021-22						1			
	Other enrolled students, 2021-22						1			
	All program completers, 2021-22						3			
	All program completers, 2020-21						6			
	All program completers, 2019-20						26	23	88%	171

Single Assessment Institution-Level Pass Rate Data: *Alternative Teacher Preparation Program Within IHE*

		<b>HEOA - Title II 2021 - 2022 Academic Year</b>								
Institution Name		Belmont University								
Institution Code		1058								
State		Tennessee								
							April 5, 2023			
Assessment Information <sup>1</sup>	Group	Number Taking Assessment	Number Passing Assessment	Institutional Pass Rate	Institutional Average Scaled Score	Assessment Cut Score <sup>2</sup>	Statewide			
							Number Taking Assessment	Number Passing Assessment	Statewide Pass Rate	Statewide Average Scaled Score
<b>ELEM ED MULTI SUBJ MATHEMATICS (5003)</b>  Test Company: ETS Score Range: 100-200	All enrolled students who have completed all nonclinical courses, 2021-22						28	24	86%	170
	Other enrolled students, 2021-22	3				157	147	143	97%	175
	All program completers, 2021-22						61	57	93%	174
	All program completers, 2020-21	2				157	37	37	100%	179
	All program completers, 2019-20						6			
<b>ELEM ED MULTI SUBJ READING LANG ARTS (5002)</b>  Test Company: ETS Score Range: 100-200	All enrolled students who have completed all nonclinical courses, 2021-22						28	24	86%	167
	Other enrolled students, 2021-22	3				157	147	145	99%	173
	All program completers, 2021-22						61	60	98%	173
	All program completers, 2020-21	2				157	37	37	100%	176
	All program completers, 2019-20						6			
<b>ELEM ED MULTI SUBJ SCIENCES (5005)</b>  Test Company: ETS Score Range: 100-200	All enrolled students who have completed all nonclinical courses, 2021-22						28	24	86%	167
	Other enrolled students, 2021-22	3				159	148	142	96%	172
	All program completers, 2021-22						60	59	98%	174
	All program completers, 2020-21	2				159	37	37	100%	173
	All program completers, 2019-20						6			
<b>ELEM ED MULTI SUBJ SOCIAL STUDIES (5004)</b>  Test Company: ETS Score Range: 100-200	All enrolled students who have completed all nonclinical courses, 2021-22						28	23	82%	162
	Other enrolled students, 2021-22	3				155	149	145	97%	171
	All program completers, 2021-22						60	58	97%	170
	All program completers, 2020-21	2				155	37	37	100%	174
	All program completers, 2019-20						6			


**Single Assessment Institution-Level Pass Rate Data: Alternative Teacher Preparation Program Within IHE**

	<b>HEOA - Title II 2021 - 2022 Academic Year</b>
	<b>Institution Name</b> Belmont University
	<b>Institution Code</b> 1058
	<b>State</b> Tennessee

April 5, 2023

Assessment Information <sup>1</sup>	Group	Number Taking Assessment	Number Passing Assessment	Institutional Pass Rate	Institutional Average Scaled Score	Assessment Cut Score <sup>2</sup>	Statewide			
							Number Taking Assessment	Number Passing Assessment	Statewide Pass Rate	Statewide Average Scaled Score
<b>ENGLISH LANGUAGE ARTS: CK (5038)</b>  Test Company: ETS Score Range: 100-200	All enrolled students who have completed all nonclinical courses, 2021-22						10	10	100%	174
	Other enrolled students, 2021-22	2				167	98	95	97%	179
	All program completers, 2021-22	1				167	43	43	100%	178
	All program completers, 2020-21	1				167	57	56	98%	181
	All program completers, 2019-20						46	46	100%	178
<b>ENGLISH TO SPEAKERS OF OTHER LANGUAGES (DISC) (5361)</b>  Test Company: ETS Score Range: 100-200	All enrolled students who have completed all nonclinical courses, 2021-22									
	Other enrolled students, 2021-22									
	All program completers, 2021-22									
	All program completers, 2020-21									
	All program completers, 2019-20						6			
<b>ENGLISH TO SPEAKERS OF OTHER LANGUAGES (5362)</b>  Test Company: ETS Score Range: 100-200	All enrolled students who have completed all nonclinical courses, 2021-22						14	14	100%	170
	Other enrolled students, 2021-22	1				155	46	46	100%	172
	All program completers, 2021-22						28	28	100%	175
	All program completers, 2020-21	1				155	33	33	100%	174
	All program completers, 2019-20						9			
<b>FAMILY AND CONSUMER SCIENCES (5122)</b>  Test Company: ETS Score Range: 100-200	All enrolled students who have completed all nonclinical courses, 2021-22									
	Other enrolled students, 2021-22						1			
	All program completers, 2021-22						1			
	All program completers, 2020-21						4			
	All program completers, 2019-20						2			


**Single Assessment Institution-Level Pass Rate Data: Alternative Teacher Preparation Program Within IHE**

	<b>HEOA - Title II 2021 - 2022 Academic Year</b>
	<b>Institution Name</b> Belmont University
	<b>Institution Code</b> 1058
	<b>State</b> Tennessee

April 5, 2023

Assessment Information <sup>1</sup>	Group	Number Taking Assessment	Number Passing Assessment	Institutional Pass Rate	Institutional Average Scaled Score	Assessment Cut Score <sup>2</sup>	Statewide			
							Number Taking Assessment	Number Passing Assessment	Statewide Pass Rate	Statewide Average Scaled Score
<b>FRENCH WORLD LANGUAGE (5174)</b>  Test Company: ETS Score Range: 100-200	All enrolled students who have completed all nonclinical courses, 2021-22									
	Other enrolled students, 2021-22						6			
	All program completers, 2021-22						3			
	All program completers, 2020-21						3			
	All program completers, 2019-20						5			
<b>GEOGRAPHY (5921)</b>  Test Company: ETS Score Range: 100-200	All enrolled students who have completed all nonclinical courses, 2021-22									
	Other enrolled students, 2021-22						1			
	All program completers, 2021-22									
	All program completers, 2020-21									
	All program completers, 2019-20									
<b>GERMAN WORLD LANGUAGE (5183)</b>  Test Company: ETS Score Range: 100-200	All enrolled students who have completed all nonclinical courses, 2021-22									
	Other enrolled students, 2021-22									
	All program completers, 2021-22									
	All program completers, 2020-21						1			
	All program completers, 2019-20									
<b>GOVERNMENT POLITICAL SCIENCE (5931)</b>  Test Company: ETS Score Range: 100-200	All enrolled students who have completed all nonclinical courses, 2021-22									
	Other enrolled students, 2021-22						5			
	All program completers, 2021-22						2			
	All program completers, 2020-21						2			
	All program completers, 2019-20						4			

**Single Assessment Institution-Level Pass Rate Data: Alternative Teacher Preparation Program Within IHE**


	<b>HEOA - Title II 2021 - 2022 Academic Year</b>	
	Institution Name	Belmont University
	Institution Code	1058
	State	Tennessee

April 5, 2023


Assessment Information <sup>1</sup>	Group	Number Taking Assessment	Number Passing Assessment	Institutional Pass Rate	Institutional Average Scaled Score	Assessment Cut Score <sup>2</sup>	Statewide			
							Number Taking Assessment	Number Passing Assessment	Statewide Pass Rate	Statewide Average Scaled Score
<b>HEALTH EDUCATION (5551)</b>  Test Company: ETS Score Range: 100-200	All enrolled students who have completed all nonclinical courses, 2021-22									
	Other enrolled students, 2021-22						8			
	All program completers, 2021-22						2			
	All program completers, 2020-21						3			
	All program completers, 2019-20						4			
<b>LATIN (5601)</b>  Test Company: ETS Score Range: 100-200	All enrolled students who have completed all nonclinical courses, 2021-22									
	Other enrolled students, 2021-22						3			
	All program completers, 2021-22									
	All program completers, 2020-21						1			
	All program completers, 2019-20									
<b>LIBRARY MEDIA SPECIALIST (5311)</b>  Test Company: ETS Score Range: 100-200	All enrolled students who have completed all nonclinical courses, 2021-22						1			
	Other enrolled students, 2021-22						6			
	All program completers, 2021-22						5			
	All program completers, 2020-21						3			
	All program completers, 2019-20						1			
<b>MARKETING EDUCATION (5561)</b>  Test Company: ETS Score Range: 100-200	All enrolled students who have completed all nonclinical courses, 2021-22									
	Other enrolled students, 2021-22						2			
	All program completers, 2021-22						2			
	All program completers, 2020-21						2			
	All program completers, 2019-20						3			



Single Assessment Institution-Level Pass Rate Data: *Alternative Teacher Preparation Program Within IHE*

		<b>HEOA - Title II 2021 - 2022 Academic Year</b>								
Institution Name		Belmont University								
Institution Code		1058								
State		Tennessee								
							April 5, 2023			
Assessment Information <sup>1</sup>	Group	Number Taking Assessment	Number Passing Assessment	Institutional Pass Rate	Institutional Average Scaled Score	Assessment Cut Score <sup>2</sup>	Statewide			
							Number Taking Assessment	Number Passing Assessment	Statewide Pass Rate	Statewide Average Scaled Score
<b>MATHEMATICS CONTENT KNOWLEDGE (5161)</b>  Test Company: ETS Score Range: 100-200	All enrolled students who have completed all nonclinical courses, 2021-22						8			
	Other enrolled students, 2021-22	3				160	43	34	79%	169
	All program completers, 2021-22	3				160	24	21	88%	164
	All program completers, 2020-21	2				160	31	31	100%	169
	All program completers, 2019-20						24	22	92%	167
<b>MIDDLE SCHOOL CONTENT KNOWLEDGE (5146)</b>  Test Company: ETS Score Range: 100-200	All enrolled students who have completed all nonclinical courses, 2021-22									
	Other enrolled students, 2021-22									
	All program completers, 2021-22									
	All program completers, 2020-21						1			
	All program completers, 2019-20	1				150	2			
<b>MIDDLE SCHOOL ENG LANG ARTS (5047)</b>  Test Company: ETS Score Range: 100-200	All enrolled students who have completed all nonclinical courses, 2021-22						1			
	Other enrolled students, 2021-22						8			
	All program completers, 2021-22						2			
	All program completers, 2020-21						2			
	All program completers, 2019-20						6			
<b>MIDDLE SCHOOL MATHEMATICS (5169)</b>  Test Company: ETS Score Range: 100-200	All enrolled students who have completed all nonclinical courses, 2021-22						2			
	Other enrolled students, 2021-22						37	37	100%	175
	All program completers, 2021-22						12	12	100%	174
	All program completers, 2020-21						15	15	100%	178
	All program completers, 2019-20						16	15	94%	177


**Single Assessment Institution-Level Pass Rate Data: Alternative Teacher Preparation Program Within IHE**

	<b>HEOA - Title II 2021 - 2022 Academic Year</b>	
	Institution Name	Belmont University
	Institution Code	1058
	State	Tennessee

April 5, 2023

Assessment Information <sup>1</sup>	Group	Number Taking Assessment	Number Passing Assessment	Institutional Pass Rate	Institutional Average Scaled Score	Assessment Cut Score <sup>2</sup>	Statewide			
							Number Taking Assessment	Number Passing Assessment	Statewide Pass Rate	Statewide Average Scaled Score
<b>MIDDLE SCHOOL SCIENCE (5440)</b>  Test Company: ETS Score Range: 100-200	All enrolled students who have completed all nonclinical courses, 2021-22						3			
	Other enrolled students, 2021-22						11	11	100%	162
	All program completers, 2021-22						5			
	All program completers, 2020-21						7			
	All program completers, 2019-20						2			
<b>MIDDLE SCHOOL SCIENCE (5442)</b>  Test Company: ETS Score Range: 100-200	All enrolled students who have completed all nonclinical courses, 2021-22									
	Other enrolled students, 2021-22						9			
	All program completers, 2021-22									
	All program completers, 2020-21									
	All program completers, 2019-20									
<b>MIDDLE SCHOOL SOCIAL STUDIES (5089)</b>  Test Company: ETS Score Range: 100-200	All enrolled students who have completed all nonclinical courses, 2021-22									
	Other enrolled students, 2021-22						14	14	100%	165
	All program completers, 2021-22						4			
	All program completers, 2020-21						2			
	All program completers, 2019-20						1			
<b>MUSIC CONTENT &amp; INSTRUCTION (5114)</b>  Test Company: ETS Score Range: 100-200	All enrolled students who have completed all nonclinical courses, 2021-22						3			
	Other enrolled students, 2021-22						6			
	All program completers, 2021-22						5			
	All program completers, 2020-21						4			
	All program completers, 2019-20						5			


Single Assessment Institution-Level Pass Rate Data: *Alternative Teacher Preparation Program Within IHE*

	<b>HEOA - Title II 2021 - 2022 Academic Year</b>
	<b>Institution Name</b> Belmont University
	<b>Institution Code</b> 1058
	<b>State</b> Tennessee

April 5, 2023

Assessment Information <sup>1</sup>	Group	Number Taking Assessment	Number Passing Assessment	Institutional Pass Rate	Institutional Average Scaled Score	Assessment Cut Score <sup>2</sup>	Statewide			
							Number Taking Assessment	Number Passing Assessment	Statewide Pass Rate	Statewide Average Scaled Score
<b>PHYSICAL ED CONTENT AND DESIGN (5095)</b>  Test Company: ETS Score Range: 100-200	All enrolled students who have completed all nonclinical courses, 2021-22						15	8	53%	164
	Other enrolled students, 2021-22						42	31	74%	171
	All program completers, 2021-22						9			
	All program completers, 2020-21						25	19	76%	171
	All program completers, 2019-20						17	17	100%	171
<b>PHYSICS CONTENT KNOWLEDGE (5265)</b>  Test Company: ETS Score Range: 100-200	All enrolled students who have completed all nonclinical courses, 2021-22									
	Other enrolled students, 2021-22						1			
	All program completers, 2021-22						1			
	All program completers, 2020-21						4			
	All program completers, 2019-20						4			
<b>PRINC LEARNING AND TEACHING 5-9 (5623)</b>  Test Company: ETS Score Range: 100-200	All enrolled students who have completed all nonclinical courses, 2021-22									
	Other enrolled students, 2021-22						4			
	All program completers, 2021-22						7			
	All program completers, 2020-21	1				160	34	31	91%	175
	All program completers, 2019-20						13	12	92%	171
<b>PRINC LEARNING AND TEACHING 7-12 (5624)</b>  Test Company: ETS Score Range: 100-200	All enrolled students who have completed all nonclinical courses, 2021-22						9			
	Other enrolled students, 2021-22	1				157	32	26	81%	170
	All program completers, 2021-22						77	69	90%	171
	All program completers, 2020-21	6				157	215	211	98%	177
	All program completers, 2019-20	1				157	127	127	100%	175


**Single Assessment Institution-Level Pass Rate Data: Alternative Teacher Preparation Program Within IHE**

	<b>HEOA - Title II 2021 - 2022 Academic Year</b>
	<b>Institution Name</b> Belmont University
	<b>Institution Code</b> 1058
	<b>State</b> Tennessee


April 5, 2023

Assessment Information <sup>1</sup>	Group	Number Taking Assessment	Number Passing Assessment	Institutional Pass Rate	Institutional Average Scaled Score	Assessment Cut Score <sup>2</sup>	Statewide			
							Number Taking Assessment	Number Passing Assessment	Statewide Pass Rate	Statewide Average Scaled Score
<b>PRINC LEARNING AND TEACHING EARLY CHILD (5621)</b>  Test Company: ETS Score Range: 100-200	All enrolled students who have completed all nonclinical courses, 2021-22						1			
	Other enrolled students, 2021-22						8			
	All program completers, 2021-22						4			
	All program completers, 2020-21						11	11	100%	169
	All program completers, 2019-20						6			
<b>PRINC LEARNING AND TEACHING K-6 (5622)</b>  Test Company: ETS Score Range: 100-200	All enrolled students who have completed all nonclinical courses, 2021-22						9			
	Other enrolled students, 2021-22	2				160	14	13	93%	173
	All program completers, 2021-22						19	17	89%	174
	All program completers, 2020-21	2				160	81	79	98%	176
	All program completers, 2019-20	1				160	54	53	98%	174
<b>PSYCHOLOGY (5391)</b>  Test Company: ETS Score Range: 100-200	All enrolled students who have completed all nonclinical courses, 2021-22									
	Other enrolled students, 2021-22						2			
	All program completers, 2021-22						2			
	All program completers, 2020-21									
	All program completers, 2019-20	1					154	1		
<b>SE CK AND MILD TO MODERATE APPL (5543)</b>  Test Company: ETS Score Range: 100-200	All enrolled students who have completed all nonclinical courses, 2021-22						16	16	100%	164
	Other enrolled students, 2021-22						164	162	99%	169
	All program completers, 2021-22						85	84	99%	171
	All program completers, 2020-21						69	69	100%	170
	All program completers, 2019-20						62	61	98%	167

Single Assessment Institution-Level Pass Rate Data: *Alternative Teacher Preparation Program Within IHE*

		<b>HEOA - Title II 2021 - 2022 Academic Year</b>								
Institution Name		Belmont University								
Institution Code		1058								
State		Tennessee								
							April 5, 2023			
							Statewide			
Assessment Information <sup>1</sup>	Group	Number Taking Assessment	Number Passing Assessment	Institutional Pass Rate	Institutional Average Scaled Score	Assessment Cut Score <sup>2</sup>	Number Taking Assessment	Number Passing Assessment	Statewide Pass Rate	Statewide Average Scaled Score
<b>SE CK AND SEVERE TO PROF APPL (5545)</b>  Test Company: ETS Score Range: 100-200	All enrolled students who have completed all nonclinical courses, 2021-22						6			
	Other enrolled students, 2021-22						58	57	98%	172
	All program completers, 2021-22						18	18	100%	176
	All program completers, 2020-21						8			
	All program completers, 2019-20						12	12	100%	176
<b>SE CORE KNOWLEDGE &amp; APPLICATIONS (5354)</b>  Test Company: ETS Score Range: 100-200	All enrolled students who have completed all nonclinical courses, 2021-22						1			
	Other enrolled students, 2021-22						5			
	All program completers, 2021-22						1			
	All program completers, 2020-21									
	All program completers, 2019-20						1			
<b>SE: PRESCHOOL EARLY CHILDHOOD (5691)</b>  Test Company: ETS Score Range: 100-200	All enrolled students who have completed all nonclinical courses, 2021-22						2			
	Other enrolled students, 2021-22						9			
	All program completers, 2021-22						1			
	All program completers, 2020-21									
	All program completers, 2019-20						1			
<b>SOCIOLOGY (5952)</b>  Test Company: ETS Score Range: 100-200	All enrolled students who have completed all nonclinical courses, 2021-22									
	Other enrolled students, 2021-22									
	All program completers, 2021-22						1			
	All program completers, 2020-21									
	All program completers, 2019-20						1			


**Single Assessment Institution-Level Pass Rate Data: Alternative Teacher Preparation Program Within IHE**

	<b>HEOA - Title II 2021 - 2022 Academic Year</b>
	<b>Institution Name</b> Belmont University
	<b>Institution Code</b> 1058
	<b>State</b> Tennessee

April 5, 2023

Assessment Information <sup>1</sup>	Group	Number Taking Assessment	Number Passing Assessment	Institutional Pass Rate	Institutional Average Scaled Score	Assessment Cut Score <sup>2</sup>	Statewide			
							Number Taking Assessment	Number Passing Assessment	Statewide Pass Rate	Statewide Average Scaled Score
<b>SPANISH WORLD LANGUAGE (5195)</b>  Test Company: ETS Score Range: 100-200	All enrolled students who have completed all nonclinical courses, 2021-22						9			
	Other enrolled students, 2021-22	1				163	25	22	88%	175
	All program completers, 2021-22						3			
	All program completers, 2020-21	1				163	21	17	81%	169
	All program completers, 2019-20						13	13	100%	173
<b>SPEECH COMMUNICATION: CK (5221)</b>  Test Company: ETS Score Range: 100-200	All enrolled students who have completed all nonclinical courses, 2021-22									
	Other enrolled students, 2021-22									
	All program completers, 2021-22									
	All program completers, 2020-21									
	All program completers, 2019-20						1			
<b>TEACHING READING: ELEM EDUCATION (5203)</b>  Test Company: ETS Score Range: 100-200	All enrolled students who have completed all nonclinical courses, 2021-22						3			
	Other enrolled students, 2021-22						14	8	57%	162
	All program completers, 2021-22	1				162	21	20	95%	174
	All program completers, 2020-21	1				162	85	85	100%	175
	All program completers, 2019-20	1				162	140	138	99%	173
<b>TEACHING READING: ELEMENTARY (5205)</b>  Test Company: ETS Score Range: 100-200	All enrolled students who have completed all nonclinical courses, 2021-22						37	25	68%	164
	Other enrolled students, 2021-22	1				159	163	100	61%	163
	All program completers, 2021-22						156	145	93%	169
	All program completers, 2020-21	1				159	103	96	93%	168
	All program completers, 2019-20						12	9	75%	163


**Single Assessment Institution-Level Pass Rate Data: Alternative Teacher Preparation Program Within IHE**

	<b>HEOA - Title II 2021 - 2022 Academic Year</b>	
	Institution Name	Belmont University
	Institution Code	1058
	State	Tennessee

April 5, 2023

Assessment Information <sup>1</sup>	Group	Number Taking Assessment	Number Passing Assessment	Institutional Pass Rate	Institutional Average Scaled Score	Assessment Cut Score <sup>2</sup>	Statewide			
							Number Taking Assessment	Number Passing Assessment	Statewide Pass Rate	Statewide Average Scaled Score
<b>THEATRE (5641)</b>  Test Company: ETS Score Range: 100-200	All enrolled students who have completed all nonclinical courses, 2021-22									
	Other enrolled students, 2021-22						7			
	All program completers, 2021-22						3			
	All program completers, 2020-21						2			
	All program completers, 2019-20						3			
<b>WORLD AND U.S. HISTORY CK (5941)</b>  Test Company: ETS Score Range: 100-200	All enrolled students who have completed all nonclinical courses, 2021-22						9			
	Other enrolled students, 2021-22	2				157	46	38	83%	165
	All program completers, 2021-22						33	31	94%	164
	All program completers, 2020-21						29	27	93%	166
	All program completers, 2019-20						32	32	100%	161
<b>EDTPA: AGRICULTURAL EDUCATION (TPA0100)</b>  Test Company: E.S. Pearson* Score Range: 15-75	All enrolled students who have completed all nonclinical courses, 2021-22									
	Other enrolled students, 2021-22						2			
	All program completers, 2021-22						4			
	All program completers, 2020-21									
	All program completers, 2019-20						3			
<b>EDTPA: BUSINESS EDUCATION (TPA0102)</b>  Test Company: E.S. Pearson* Score Range: 15-75	All enrolled students who have completed all nonclinical courses, 2021-22									
	Other enrolled students, 2021-22									
	All program completers, 2021-22						13	13	100%	43
	All program completers, 2020-21						2			
	All program completers, 2019-20						7			

**Single Assessment Institution-Level Pass Rate Data: *Alternative Teacher Preparation Program Within IHE***


	<b>HEOA - Title II 2021 - 2022 Academic Year</b>
	<b>Institution Name</b> Belmont University
	<b>Institution Code</b> 1058
	<b>State</b> Tennessee

April 5, 2023

Assessment Information <sup>1</sup>	Group	Number Taking Assessment	Number Passing Assessment	Institutional Pass Rate	Institutional Average Scaled Score	Assessment Cut Score <sup>2</sup>	Statewide			
							Number Taking Assessment	Number Passing Assessment	Statewide Pass Rate	Statewide Average Scaled Score
<b>EDTPA: CLASSICAL LANGUAGES (TPA0104)</b>  Test Company: E.S. Pearson* Score Range: 13-65	All enrolled students who have completed all nonclinical courses, 2021-22									
	Other enrolled students, 2021-22						1			
	All program completers, 2021-22									
	All program completers, 2020-21							1		
	All program completers, 2019-20								1	
<b>EDTPA: EARLY CHILDHOOD (TPA0014)</b>  Test Company: E.S. Pearson* Score Range: 15-75	All enrolled students who have completed all nonclinical courses, 2021-22							1		
	Other enrolled students, 2021-22							2		
	All program completers, 2021-22	1				40	3			
	All program completers, 2020-21							1		
	All program completers, 2019-20								3	
<b>EDTPA: ELEM ED LITERACY WITH MATHEMATICS TASK 4 (TPA0110)</b>  Test Company: E.S. Pearson* Score Range: 18-90	All enrolled students who have completed all nonclinical courses, 2021-22							1		
	Other enrolled students, 2021-22									
	All program completers, 2021-22							2		
	All program completers, 2020-21								1	
	All program completers, 2019-20								4	
<b>EDTPA: ELEMENTARY LITERACY (TPA0001)</b>  Test Company: E.S. Pearson* Score Range: 15-75	All enrolled students who have completed all nonclinical courses, 2021-22							4		
	Other enrolled students, 2021-22							8		
	All program completers, 2021-22							30	30	100%
	All program completers, 2020-21	1				40	25	23	92%	46
	All program completers, 2019-20							23	23	100%




**Single Assessment Institution-Level Pass Rate Data: Alternative Teacher Preparation Program Within IHE**

	<b>HEOA - Title II 2021 - 2022 Academic Year</b>
	<b>Institution Name</b> Belmont University
	<b>Institution Code</b> 1058
	<b>State</b> Tennessee

April 5, 2023

Assessment Information <sup>1</sup>	Group	Number Taking Assessment	Number Passing Assessment	Institutional Pass Rate	Institutional Average Scaled Score	Assessment Cut Score <sup>2</sup>	Statewide			
							Number Taking Assessment	Number Passing Assessment	Statewide Pass Rate	Statewide Average Scaled Score
<b>EDTPA: ELEMENTARY MATHEMATICS (TPA0002)</b>  Test Company: E.S. Pearson* Score Range: 15-75	All enrolled students who have completed all nonclinical courses, 2021-22						3			
	Other enrolled students, 2021-22						1			
	All program completers, 2021-22						23	22	96%	44
	All program completers, 2020-21						5			
	All program completers, 2019-20						5			
<b>EDTPA: ENGLISH AS AN ADDITIONAL LANGUAGE (TPA0115)</b>  Test Company: E.S. Pearson* Score Range: 15-75	All enrolled students who have completed all nonclinical courses, 2021-22						3			
	Other enrolled students, 2021-22						4			
	All program completers, 2021-22						21	21	100%	47
	All program completers, 2020-21						14	14	100%	48
	All program completers, 2019-20						7			
<b>EDTPA: HEALTH EDUCATION (TPA0119)</b>  Test Company: E.S. Pearson* Score Range: 15-75	All enrolled students who have completed all nonclinical courses, 2021-22									
	Other enrolled students, 2021-22						1			
	All program completers, 2021-22						1			
	All program completers, 2020-21									
	All program completers, 2019-20						1			
<b>EDTPA: K-12 PERFORMING ARTS (TPA0021)</b>  Test Company: E.S. Pearson* Score Range: 15-75	All enrolled students who have completed all nonclinical courses, 2021-22						2			
	Other enrolled students, 2021-22									
	All program completers, 2021-22						9			
	All program completers, 2020-21						3			
	All program completers, 2019-20						3			


Single Assessment Institution-Level Pass Rate Data: *Alternative Teacher Preparation Program Within IHE*

	<b>HEOA - Title II</b> <b>2021 - 2022 Academic Year</b>
	<b>Institution Name</b> Belmont University
	<b>Institution Code</b> 1058
	<b>State</b> Tennessee


April 5, 2023

Assessment Information <sup>1</sup>	Group	Number Taking Assessment	Number Passing Assessment	Institutional Pass Rate	Institutional Average Scaled Score	Assessment Cut Score <sup>2</sup>	Statewide			
							Number Taking Assessment	Number Passing Assessment	Statewide Pass Rate	Statewide Average Scaled Score
EDTPA: MIDDLE CHILDHOOD ENGLISH LANGUAGE ARTS (TPA0018)  Test Company: E.S. Pearson* Score Range: 15-75	All enrolled students who have completed all nonclinical courses, 2021-22									
	Other enrolled students, 2021-22									
	All program completers, 2021-22						2			
	All program completers, 2020-21						1			
	All program completers, 2019-20						5			
EDTPA: MIDDLE CHILDHOOD HISTORY-SOCIAL STUDIES (TPA0019)  Test Company: E.S. Pearson* Score Range: 15-75	All enrolled students who have completed all nonclinical courses, 2021-22									
	Other enrolled students, 2021-22						2			
	All program completers, 2021-22						2			
	All program completers, 2020-21									
	All program completers, 2019-20									
EDTPA: MIDDLE CHILDHOOD MATHEMATICS (TPA0016)  Test Company: E.S. Pearson* Score Range: 15-75	All enrolled students who have completed all nonclinical courses, 2021-22						1			
	Other enrolled students, 2021-22						9			
	All program completers, 2021-22						9			
	All program completers, 2020-21						3			
	All program completers, 2019-20						8			
EDTPA: MIDDLE CHILDHOOD SCIENCE (TPA0017)  Test Company: E.S. Pearson* Score Range: 15-75	All enrolled students who have completed all nonclinical courses, 2021-22						1			
	Other enrolled students, 2021-22						2			
	All program completers, 2021-22						5			
	All program completers, 2020-21						3			
	All program completers, 2019-20						1			


Single Assessment Institution-Level Pass Rate Data: *Alternative Teacher Preparation Program Within IHE*

		<b>HEOA - Title II 2021 - 2022 Academic Year</b>					Statewide <span style="float: right; font-size: small;">April 5, 2023</span>						
Institution Name		Belmont University					Number Taking Assessment		Number Passing Assessment		Statewide Pass Rate		
Institution Code		1058					Institutional Pass Rate		Institutional Average Scaled Score		Statewide Average Scaled Score		
State		Tennessee					Assessment Cut Score <sup>2</sup>		Statewide Pass Rate		Statewide Average Scaled Score		
Assessment Information <sup>1</sup>		Group		Institutional Pass Rate		Institutional Average Scaled Score		Assessment Cut Score <sup>2</sup>		Statewide Average Scaled Score			
EDTPA: PHYSICAL EDUCATION (TPA0011)  Test Company: E.S. Pearson* Score Range: 15-75		All enrolled students who have completed all nonclinical courses, 2021-22							1				
		Other enrolled students, 2021-22							6				
		All program completers, 2021-22								5			
		All program completers, 2020-21								8			
		All program completers, 2019-20								6			
EDTPA: SECONDARY ENGLISH LANGUAGE ARTS (TPA0003)  Test Company: E.S. Pearson* Score Range: 15-75		All enrolled students who have completed all nonclinical courses, 2021-22							6				
		Other enrolled students, 2021-22							4				
		All program completers, 2021-22		1				40		33	33	100%	48
		All program completers, 2020-21								14	14	100%	48
		All program completers, 2019-20								30	30	100%	46
EDTPA: SECONDARY HISTORY-SOCIAL STUDIES (TPA0004)  Test Company: E.S. Pearson* Score Range: 15-75		All enrolled students who have completed all nonclinical courses, 2021-22							3				
		Other enrolled students, 2021-22							3				
		All program completers, 2021-22								22	21	95%	44
		All program completers, 2020-21								11	11	100%	45
		All program completers, 2019-20								16	16	100%	45
EDTPA: SECONDARY MATHEMATICS (TPA0005)  Test Company: E.S. Pearson* Score Range: 15-75		All enrolled students who have completed all nonclinical courses, 2021-22							1				
		Other enrolled students, 2021-22							6				
		All program completers, 2021-22		3				40		20	18	90%	43
		All program completers, 2020-21								13	13	100%	43
		All program completers, 2019-20								14	13	93%	42

**Single Assessment Institution-Level Pass Rate Data: Alternative Teacher Preparation Program Within IHE**

		<b>HEOA - Title II 2021 - 2022 Academic Year</b>								
Institution Name		Belmont University								
Institution Code		1058								
State		Tennessee								
							April 5, 2023			
Assessment Information <sup>1</sup>	Group	Number Taking Assessment	Number Passing Assessment	Institutional Pass Rate	Institutional Average Scaled Score	Assessment Cut Score <sup>2</sup>	Statewide			
							Number Taking Assessment	Number Passing Assessment	Statewide Pass Rate	Statewide Average Scaled Score
<b>EDTPA: SECONDARY SCIENCE (TPA0006)</b>  Test Company: E.S. Pearson* Score Range: 15-75	All enrolled students who have completed all nonclinical courses, 2021-22						2			
	Other enrolled students, 2021-22						5			
	All program completers, 2021-22						27	27	100%	46
	All program completers, 2020-21						27	27	100%	48
	All program completers, 2019-20						18	17	94%	43
<b>EDTPA: SPECIAL EDUCATION (TPA0012)</b>  Test Company: E.S. Pearson* Score Range: 15-75	All enrolled students who have completed all nonclinical courses, 2021-22						8			
	Other enrolled students, 2021-22						22	20	91%	45
	All program completers, 2021-22						64	64	100%	45
	All program completers, 2020-21						29	28	97%	45
	All program completers, 2019-20						29	28	97%	45
<b>EDTPA: VISUAL ARTS (TPA0015)</b>  Test Company: E.S. Pearson* Score Range: 15-75	All enrolled students who have completed all nonclinical courses, 2021-22						1			
	Other enrolled students, 2021-22						3			
	All program completers, 2021-22						8			
	All program completers, 2020-21						4			
	All program completers, 2019-20						3			
<b>EDTPA: WORLD LANGUAGES (TPA0020)</b>  Test Company: E.S. Pearson* Score Range: 13-65	All enrolled students who have completed all nonclinical courses, 2021-22									
	Other enrolled students, 2021-22						6			
	All program completers, 2021-22						8			
	All program completers, 2020-21						10	10	100%	38
	All program completers, 2019-20						10	10	100%	41

**Single Assessment Institution-Level Pass Rate Data: Alternative Teacher Preparation Program Within IHE**

	<b>HEOA - Title II 2021 - 2022 Academic Year</b>	
	Institution Name	Belmont University
	Institution Code	1058
	State	Tennessee

April 5, 2023

Assessment Information <sup>1</sup>	Group	Number Taking Assessment	Number Passing Assessment	Institutional Pass Rate	Institutional Average Scaled Score	Assessment Cut Score <sup>2</sup>	Statewide			
							Number Taking Assessment	Number Passing Assessment	Statewide Pass Rate	Statewide Average Scaled Score
<b>MATHEMATICS (MIDDLE GRADES AND EARLY SECONDARY) (ESP0105)</b>  Test Company: E.S. Pearson* Score Range: 100-300	All enrolled students who have completed all nonclinical courses, 2021-22									
	Other enrolled students, 2021-22						5			
	All program completers, 2021-22						1			
	All program completers, 2020-21						1			
	All program completers, 2019-20									
<b>MATHEMATICS (ESP0304)</b>  Test Company: E.S. Pearson* Score Range: 100-300	All enrolled students who have completed all nonclinical courses, 2021-22						2			
	Other enrolled students, 2021-22						11	11	100%	232
	All program completers, 2021-22						2			
	All program completers, 2020-21						11	11	100%	240
	All program completers, 2019-20						1			

Note: In cases where there are less than ten students taking the assessment or license/certificate, the number passing and pass rate are not reported.

<sup>1</sup>Tests with multiple delivery options (computer, paper, etc.) will be noted with the assessment code for one format only.

<sup>2</sup>Cut scores may vary for groups depending upon when the cut scores are established by the state and when each group completed their teacher certification or licensure assessment.

\*Questions regarding tests listed by this testing company must be addressed to your state Title II Coordinator.